

# STATEMENT OF FINANCIAL INTEREST

State/District officials file with:  
John Thurston, Secretary of State  
500 Woodlane Street  
Little Rock, AR 72201  
Phone (501) 682-5070  
Fax (501) 682-3548

Calendar year covered 2024  
(Note: Filing covers the previous calendar year)

For assistance in completing  
this form contact:  
Arkansas Ethics Commission  
Phone (501) 324-9600  
Toll Free (800) 422-7773

Is this an amendment?  Yes  No

Please provide complete information. If the information requested in a particular section does not apply to you, indicate such by noting "Not Applicable" in that section. Do not leave any part of this form blank. If additional space is needed, you may attach the information to this document. Do not file this form with the Arkansas Ethics Commission.

## SECTION 1 - NAME AND ADDRESS

Name JONES KENNETH BRUCE  
Address 2600 NIX LAKE DR JONESBORO AR 72404  
(Last) (Street or P.O. Box Number) (First) (City) (State) (Middle) (Zip Code)  
Phone 870-219-8346  
Spouse's name J. JONES CAROL MUMFELL  
(Last) (First) (Middle)

All names under which you and/or your spouse do business:  
ABOVE ONLY - K. BRUCE JONES CAROL M. JONES

## SECTION 2 - REASON FOR FILING

- Public Official \_\_\_\_\_ (office held) **FILED**
- Candidate \_\_\_\_\_ (office sought) **APR 02 2025**
- District Judge \_\_\_\_\_ (name of district) **Arkansas**
- City Attorney \_\_\_\_\_ (name of city) **Secretary of State**
- State Government: Agency Head/Department Director/Division Director \_\_\_\_\_ (name of agency/department/division)
- Chief of Staff or Chief Deputy \_\_\_\_\_ (name of Constitutional Officer, Senate, or House of Representatives)
- Public appointee to State Board or Commission ARKANSAS STATE MEDICAL BOARD (name of board/commission)
- School Board member \_\_\_\_\_ (name of school district)
- Candidate for school board \_\_\_\_\_ (name of school district)
- Public or Charter School Superintendent \_\_\_\_\_ (name of school district/school)
- Executive Director of Education Service Cooperative \_\_\_\_\_ (name of cooperative)
- Advertising and Promotion Commission member \_\_\_\_\_ (name of advertising and promotion commission)
- Research Park Authority Board member under A.C.A. § 14-144-201 et seq. \_\_\_\_\_ (name of research park authority board)

**SECTION 2- REASON FOR FILING (continued)**

- Appointee to one of the following municipal, county or regional boards or commissions (list name of board or commission):
  - Planning board or commission \_\_\_\_\_
  - Airport board or commission \_\_\_\_\_
  - Water or Sewer board or commission \_\_\_\_\_
  - Utility board or commission \_\_\_\_\_
  - Civil Service commission \_\_\_\_\_

**SECTION 3- SOURCE OF INCOME**

List each employer and/or each other source of income from which you, your spouse, or any other person for the use or benefit of you or your spouse receives gross income amounting to more than \$1,000. (You are not required to disclose the individual items of income that constitute a portion of the gross income of the business or profession from which you or you spouse derives income. For example: accountants, attorneys, farmers, contractors, etc. do not have to list their individual clients.) If you receive gross income exceeding \$1,000 from at least one source, the answer N/A is not correct.

a) Check appropriate box:  More than \$1,000  More than \$12,500  
BAPTIST MEMORIAL HEALTHCARE CORPORATION  
(name of employer or source of income)  
4800 EAST JOHNSON AVENUE JONESBORO AR 72401  
(address)  
KENNETH BRUCE JONES  
(name under which income received)

Provide a brief description of the nature of the services for which the compensation was received  
GENERAL SURGEON AND HOSPITAL BOARD DUTIES

b) Check appropriate box:  More than \$1,000  More than \$12,500  
CAROL MUNGER JONES SELF EMPLOYED NURSE ANESTHETIST  
(name of employer or source of income)  
2600 NIX LAKE DRIVE JONESBORO AR 72404  
(address)  
CAROL M. JONES  
(name under which income received)

Provide a brief description of the nature of the services for which the compensation was received  
ANESTHESIA CARE

c) Check appropriate box:  More than \$1,000  More than \$12,500  
SOCIAL SECURITY ADMINISTRATION  
(name of employer or source of income)  
1809 KATOURKITE DRIVE JONESBORO AR 72404  
(address)  
KENNETH BRUCE JONES CAROL M. JONES  
(name under which income received)

Provide a brief description of the nature of the services for which the compensation was received  
RETIREMENT BENEFITS

**SECTION 4- BUSINESS OR HOLDINGS**

List the name of every business in which you, your spouse or any other person for the use or benefit of you or your spouse have an investment or holding. Individual stock holdings should be disclosed. Figures should be based on fair market value at the end of the reporting period.

- a) Check appropriate box:  More than \$1,000  More than \$12,500  
LPL FINANCIAL  
JOHN COBB MGR, CARROLL ADVISORS LLC 5210 MARLAND WAY SUITE 202  
KENNETH BRUCE JONES AND CAROL M JONES  
BRENTWOOD TN 37021  
(name of corporation, firm or enterprise)  
(address)  
(name under which investment held)
  
- b) Check appropriate box:  More than \$1,000  More than \$12,500  
NEA BAPTIST CLINIC TRANSAMERICA RETIREMENT ACCOUNT (SCHWARZ)  
4802 EAST JOHNSON AVE JONESBORO AR 72401  
KENNETH JONES  
(name of corporation, firm or enterprise)  
(address)  
(name under which investment held)
  
- c) Check appropriate box:  More than \$1,000  More than \$12,500  
NEA BAPTIST CLINIC GUIDESTONE RETIREMENT ACCOUNT  
4802 EAST JOHNSON AVE JONESBORO AR 72401  
KENNETH JONES  
(name of corporation, firm or enterprise)  
(address)  
(name under which investment held)
  
- d) Check appropriate box:  More than \$1,000  More than \$12,500  
CHECKING ACCOUNTS CRAFTENNIAL BANK  
2901 EAST HIGHLAND DRIVE JONESBORO AR 72401  
KENNETH B JONES CAROL M JONES  
(name of corporation, firm or enterprise)  
(address)  
(name under which investment held)
  
- e) Check appropriate box:  More than \$1,000  More than \$12,500  
\_\_\_\_\_  
(name of corporation, firm or enterprise)  
\_\_\_\_\_  
(address)  
\_\_\_\_\_  
(name under which investment held)
  
- f) Check appropriate box:  More than \$1,000  More than \$12,500  
\_\_\_\_\_  
(name of corporation, firm or enterprise)  
\_\_\_\_\_  
(address)  
\_\_\_\_\_  
(name under which investment held)

**SECTION 5- OFFICE OR DIRECTORSHIP**

List every office or directorship held by you or your spouse in any business, corporation, firm, or enterprise subject to jurisdiction of a regulatory agency of this State, or of any of its political subdivisions.

a) MEB BAPTIST HOSPITAL  
(name of business, corporation, firm, or enterprise)  
4800 EAST JOHNSON AVENUE JARVISDA AR 72401  
(address)  
CHAIRMAN HOSPITAL BOARD, PHYSICIAN ADVISORY GROUP  
(office or directorship held)  
KENNETH BRUCE JONES MD  
(name of office holder)

b) \_\_\_\_\_  
(name of business, corporation, firm, or enterprise)  
\_\_\_\_\_  
(address)  
\_\_\_\_\_  
(office or directorship held)  
\_\_\_\_\_  
(name of office holder)

**SECTION 6- CREDITORS**

List each creditor to whom the value of five thousand dollars (\$5,000) or more was personally owed or personally obligated and is still outstanding. (This does not include debts owed to members of your family or loans made in the ordinary course of business by either a financial institution or a person who regularly and customarily extends credit.)

a) NOT APPLICABLE  
(name of creditor)  
\_\_\_\_\_  
(address of creditor)

b) \_\_\_\_\_  
(name of creditor)  
\_\_\_\_\_  
(address of creditor)

c) \_\_\_\_\_  
(name of creditor)  
\_\_\_\_\_  
(address of creditor)

**SECTION 7- PAST-DUE AMOUNTS OWED TO GOVERNMENT**

List the name and address of each governmental body to which you are legally obligated to pay a past-due amount and a description of the nature of the amount of the obligation.

a) NOT APPLICABLE  
(name of governmental body) (address of governmental body)  
\_\_\_\_\_  
(amount owed) (nature of the obligation)

b) \_\_\_\_\_  
(name of governmental body) (address of governmental body)  
\_\_\_\_\_  
(amount owed) (nature of the obligation)

Ark. Code Ann. § 21-8-403 provides that, upon conviction, any person who violates any provision of subchapter 4, 6, 7, or 8 of chapter 8, Title 21 of the Arkansas Code is guilty of a Class A misdemeanor. The culpable mental state required shall be a purposeful violation.  
Revised 12/2017

**SECTION 8- GUARANTOR OR CO-MAKER**

List each guarantor or co-maker who has guaranteed a debt of yours that is still outstanding. (This includes debt guarantors arising or extended and refinanced after Jan. 1, 1989. Members of your family who are your guarantors are not required to be disclosed.)

- a) NOT APPLICABLE  
\_\_\_\_\_  
(name)  
\_\_\_\_\_  
(address)
- b) \_\_\_\_\_  
(name)  
\_\_\_\_\_  
(address)

**SECTION 9- GIFTS**

List the source, date, description, and a reasonable estimate of the fair market value of each gift of more than \$100 received by you or your spouse and of each gift of more than \$250 received by your dependent children. The term "gift" is defined as "any payment, entertainment, advance, services, or anything of value unless consideration of equal or greater value has been given therefor." There are a number of exceptions to the definition of "gift." Those exceptions are set forth in the Instructions for Statement of Financial Interest prepared for use with this form. (Note: The value of an item shall be considered to be less than \$100 if the public servant reimburses the person from whom the item was received any amount over \$100 and the reimbursement occurs within ten (10) days from the date the item was received.)

- a) NOT APPLICABLE  
\_\_\_\_\_  
(description of gift)  
\_\_\_\_\_  
(date) (fair market value)  
\_\_\_\_\_  
(source of gift)
- b) \_\_\_\_\_  
(description of gift)  
\_\_\_\_\_  
(date) (fair market value)  
\_\_\_\_\_  
(source of gift)
- c) \_\_\_\_\_  
(description of gift)  
\_\_\_\_\_  
(date) (fair market value)  
\_\_\_\_\_  
(source of gift)
- d) \_\_\_\_\_  
(description of gift)  
\_\_\_\_\_  
(date) (fair market value)  
\_\_\_\_\_  
(source of gift)
- e) \_\_\_\_\_  
(description of gift)  
\_\_\_\_\_  
(date) (fair market value)  
\_\_\_\_\_  
(source of gift)

**SECTION 10- AWARDS**

If you are an employee of a public school district, the Arkansas School for the Blind, the Arkansas School for the Deaf, the Arkansas School for Mathematics, Sciences, and the Arts, a university, a college, a technical college, a technical institute, a comprehensive life-long learning center, or a community college, the law requires you to disclose each monetary or other award over one hundred dollars (\$100) which you have received in recognition of your contributions to education. The information disclosed with respect to each such award should include the source, date, description, and a reasonable estimate of the fair market value.

a) NOT APPLICABLE  
(description of award)  
\_\_\_\_\_  
(date) (fair market value)  
\_\_\_\_\_  
(source of award)

b) \_\_\_\_\_  
(description of award)  
\_\_\_\_\_  
(date) (fair market value)  
\_\_\_\_\_  
(source of award)

c) \_\_\_\_\_  
(description of award)  
\_\_\_\_\_  
(date) (fair market value)  
\_\_\_\_\_  
(source of award)

d) \_\_\_\_\_  
(description of award)  
\_\_\_\_\_  
(date) (fair market value)  
\_\_\_\_\_  
(source of award)

**SECTION 11- NONGOVERNMENTAL SOURCES OF PAYMENT**

List each nongovernmental source of payment of your expenses for food, lodging, or travel which bears a relationship to your office when you appear in your official capacity when the expenses incurred exceed \$150.

a) NOT APPLICABLE  
(name of person or organization paying expense)  
\_\_\_\_\_  
(business address)  
\_\_\_\_\_  
(date of expense) \$ (amount of expense)  
\_\_\_\_\_  
(nature of expenditure)

b) \_\_\_\_\_  
(name of person or organization paying expense)  
\_\_\_\_\_  
(business address)  
\_\_\_\_\_  
(date of expense) \$ (amount of expense)  
\_\_\_\_\_  
(nature of expenditure)

Ark. Code Ann. § 21-8-403 provides that, upon conviction, any person who violates any provision of subchapter 4, 6, 7, or 8 of chapter 8, Title 21 of the Arkansas Code is guilty of a Class A misdemeanor. The culpable mental state required shall be a purposeful violation.

**SECTION 12- DIRECT REGULATION OF BUSINESS**

List any business which employs you and is under direct regulation or subject to direct control by the governmental body which you serve.

a) NER BAPTIST CLINIC (BAPTIST MEMORIAL HEALTHCARE CORP)  
(name of business)  
ARKANSAS STATE MEDICAL BOARD  
(governmental body which regulates or controls)

b) \_\_\_\_\_  
(name of business)  
\_\_\_\_\_  
(governmental body which regulates or controls)

c) \_\_\_\_\_  
(name of business)  
\_\_\_\_\_  
(governmental body which regulates or controls)

d) \_\_\_\_\_  
(name of business)  
\_\_\_\_\_  
(governmental body which regulates or controls)

**SECTION 13- SALES TO GOVERNMENTAL BODY**

List the goods or services sold to the governmental body for which you serve which have a total annual value in excess of \$1,000. List the compensation paid for each category of goods or services sold by you or any business in which you or your spouse is an officer, director, or stockholder owning more than 10% of the stock of the company.

a) NOT APPLICABLE  
(goods or services)  
\_\_\_\_\_  
(governmental body to whom sold)  
\_\_\_\_\_  
(compensation paid)

b) \_\_\_\_\_  
(goods or services)  
\_\_\_\_\_  
(governmental body to whom sold)  
\_\_\_\_\_  
(compensation paid)

c) \_\_\_\_\_  
(goods or services)  
\_\_\_\_\_  
(governmental body to whom sold)  
\_\_\_\_\_  
(compensation paid)

d) \_\_\_\_\_  
(goods or services)  
\_\_\_\_\_  
(governmental body to whom sold)  
\_\_\_\_\_  
(compensation paid)

Ark. Code Ann. § 21-8-403 provides that, upon conviction, any person who violates any provision of subchapter 4, 6, 7, or 8 of chapter 8, Title 21 of the Arkansas Code is guilty of a Class A misdemeanor. The culpable mental state required shall be a purposeful violation.  
Revised 12/2017

▼ BMHCC - Bmg/Health Services

I want to... ▼

\$168,845.05

*GuideStone INVESTMENTS*

Fund	NAV	Shares	Market Value
<i>14.21%</i> Vanguard Equity Income (VEIRX)	[REDACTED]	[REDACTED]	[REDACTED]
<i>12.23%</i> American Funds Washington Mutual (RWMGX)	[REDACTED]	[REDACTED]	[REDACTED]
<i>4.61%</i> Fidelity Mid Cap Index (FSMDX)	[REDACTED]	[REDACTED]	[REDACTED]
<i>27.05%</i> Jpmorgan Large Cap Growth Fund Class R6 (JLGMX)	[REDACTED]	[REDACTED]	[REDACTED]
<i>0.08%</i> Dfa US Targeted Value Portfolio (DFFVX)	[REDACTED]	[REDACTED]	[REDACTED]
<i>6.55%</i> GuideStone International Equity Index (GIYX)	[REDACTED]	[REDACTED]	[REDACTED]
<i>7%</i> Pimco Income Fund (PONAX)	[REDACTED]	[REDACTED]	[REDACTED]

*COPIES*

You should consider the investment objectives, risks, charges and expenses of the funds carefully before investing. A prospectus with this and other information about the funds may be obtained by calling 1-888-98-GUIDE (1-888-984-8433) or downloading a prospectus. It should be read carefully before investing.

Give Feedback

### Need help?

Discover our three investment approaches

Access retirement planning and guidance →

5005 Lyndon B Johnson Freeway Dallas, TX 75244 Ste. 2200 1-888-984-8433

© Copyright 1997 - 2024, GuideStone. All Rights Reserved.

*GuideStone  
Defense  
E. Hardy*



Schwab Personal Choice Retirement Account® (PCRA) of  
 SSBT TTEE  
 NORTHEAST ARKANSAS CLINIC PSP  
 FBO KENNETH JONES

Account Number  
 [REDACTED]

Statement Period  
 December 1-31, 2024

**Investment Detail - Bank Sweep**

**Bank Sweep**

CHARLES SCHWAB BANK

SCHWAB TRUST BANK

Total Bank Sweep A/B

Total Bank Sweep

Starting Balance

Ending Balance

% of Account Assets

4%

1%

5%

5%

**Investment Detail - Fixed Income**

**CDS & BAS**

BANKUNITED, NTNL 4.7%25

CD FDIC INS DUE 01/08/25  
 US

MOODY'S: NR S&P: NR

Par

Market Price

Market Value

Cost Basis

% of Account Assets

3%

Unrealized Gain or (Loss)

5.40

Estimated Annual Income

N/A

Yield to Maturity

4.70%

Accrued Interest: [REDACTED]

Schwab has provided accurate gain and loss information wherever possible for most investments. Cost basis data may be incomplete or unavailable for some of your holdings. Please see "Endnotes for Your Account" section for an explanation of the endnote codes and symbols on this statement.



Schwab Personal Choice Retirement Account® (PCRA) of  
 SSBT TTEE  
 NORTHEAST ARKANSAS CLINIC PSP  
 FBO KENNETH JONES

Account Number [REDACTED]  
 Statement Period  
 December 1-31, 2024

**Investment Detail - Fixed Income (continued)**

	Par	Market Price	Market Value	% of Account Assets	Unrealized Gain or (Loss)	Estimated Annual Income	Yield to Maturity
<b>CDS &amp; BAS (continued)</b>			Cost Basis				
GOLDMAN SACHS BAN 4.5%25	[REDACTED]	[REDACTED]	[REDACTED]	3%	(3.00)	N/A	4.50%
CD FDIC INS DUE 01/08/25	[REDACTED]	[REDACTED]	[REDACTED]				
US							
CUSIP: 38150V/RK7							
MOODY'S: NR S&P: NR							
<b>Total CDS &amp; BAS</b>	[REDACTED]	[REDACTED]	[REDACTED]	6%	2.40	N/A	
			<b>Total Cost Basis:</b>				
			[REDACTED]				
			[REDACTED]				
			[REDACTED]				
<b>Total Fixed Income</b>	[REDACTED]	[REDACTED]	[REDACTED]	6%	2.40	N/A	
			<b>Total Cost Basis:</b>				
			[REDACTED]				
			[REDACTED]				
			[REDACTED]				

Accrued Interest represents the interest that would be received if the fixed income investment was sold prior to the coupon payment. Estimated Annual Income ("EAI") and Estimated Yield ("EY") calculations are for informational purposes only. The actual income and yield might be lower or higher than the estimated amounts. EY is based upon EAI and the current price of the security and will fluctuate. For certain types of securities, the calculations could include a return of principal or capital gains in which case EAI and EY would be overstated. EY and EAI are not promptly updated to reflect when an issuer has missed a regular payment or announced changes to future payments, in which case EAI and EY will continue to display at a prior rate.

**Investment Detail - Equities**

	Quantity	Market Price	Market Value	Cost Basis	% of Account Assets	Unrealized Gain or (Loss)	Estimated Yield	Estimated Annual Income
<b>Equities</b>								
ALPHABET INC	[REDACTED]	[REDACTED]	[REDACTED]	[REDACTED]	2%	[REDACTED]	0.42%	576.00
CLASS A								
SYMBOL: GOOGL								



Schwab Personal Choice Retirement Account® (PCRA) of  
 SSBT TTEE  
 NORTHEAST ARKANSAS CLINIC PSP  
 FBO KENNETH JONES

Account Number

Statement Period  
 December 1-31, 2024

Investment Detail - Equities (continued)

Equities (continued)	Quantity	Market Price	Market Value	Cost Basis	% of Account Assets	Unrealized Gain or (Loss)	Estimated Yield	Estimated Annual Income
ALPHABET INC CLASS C SYMBOL: GOOG	[REDACTED]	[REDACTED]	[REDACTED]	[REDACTED]	2%	[REDACTED]	0.42%	[REDACTED]
APPLE INC SYMBOL: AAPL	[REDACTED]	[REDACTED]	[REDACTED]	[REDACTED]	4%	[REDACTED]	0.39%	[REDACTED]
BERKSHIRE HATHAWAY CLASS B SYMBOL: BRKB	[REDACTED]	[REDACTED]	[REDACTED]	[REDACTED]	5%	[REDACTED]	N/A	N/A
CHEVRON CORP NEW SYMBOL: CVX	[REDACTED]	[REDACTED]	[REDACTED]	[REDACTED]	<1%	[REDACTED]	4.50%	[REDACTED]
CLEVELAND-CLIFFS INC NEW SYMBOL: CLF	[REDACTED]	[REDACTED]	[REDACTED]	[REDACTED]	1%	[REDACTED]	N/A	[REDACTED]
CUMMINS INC SYMBOL: CMI	[REDACTED]	[REDACTED]	[REDACTED]	[REDACTED]	1%	[REDACTED]	2.08%	[REDACTED]
EMERSON ELEC CO SYMBOL: EMR	[REDACTED]	[REDACTED]	[REDACTED]	[REDACTED]	<1%	[REDACTED]	1.70%	[REDACTED]
EVEREST REINSURANCE GR F SYMBOL: EG	[REDACTED]	[REDACTED]	[REDACTED]	[REDACTED]	1%	[REDACTED]	2.20%	[REDACTED]
EXXON MOBIL CORP SYMBOL: XOM	[REDACTED]	[REDACTED]	[REDACTED]	[REDACTED]	<1%	N/A	3.68%	[REDACTED]
FASTENAL CO SYMBOL: FAST	[REDACTED]	[REDACTED]	[REDACTED]	[REDACTED]	<1%	[REDACTED]	2.16%	[REDACTED]

please provide

Schwab has provided accurate gain and loss information wherever possible for most investments. Cost basis data may be incomplete or unavailable for some of your holdings. Please see "Endnotes for Your Account" section for an explanation of the endnote codes and symbols on this statement.



Schwab Personal Choice Retirement Account® (PCRA) of  
 SSBT TTEE  
 NORTHEAST ARKANSAS CLINIC PSP  
 FBO KENNETH JONES

Account Number

Statement Period  
 December 1-31, 2024

Investment Detail - Equities (continued)

Equities (continued)	Quantity	Market Price	Market Value Cost Basis	% of Account Assets	Unrealized Gain or (Loss)	Estimated Yield	Estimated Annual Income
GENERAL MILS INC SYMBOL: GIS	[REDACTED]	[REDACTED]	[REDACTED]	<1%	[REDACTED]	3.76%	[REDACTED]
GENUINE PARTS CO SYMBOL: GPC	[REDACTED]	[REDACTED]	[REDACTED]	<1%	[REDACTED]	3.42%	[REDACTED]
GRAINGER W W INC SYMBOL: GWW	[REDACTED]	[REDACTED]	[REDACTED]	2%	[REDACTED]	0.77%	[REDACTED]
HOME BANCSHARES INC SYMBOL: HOMB	[REDACTED]	[REDACTED]	[REDACTED]	11%	N/A	2.75%	[REDACTED]
HOME DEPOT INC SYMBOL: HD	[REDACTED]	[REDACTED]	[REDACTED]	1%	[REDACTED]	2.31%	[REDACTED]
ILLINOIS TOOL WKS INC SYMBOL: ITW	[REDACTED]	[REDACTED]	[REDACTED]	2%	[REDACTED]	2.36%	[REDACTED]
JOHNSON & JOHNSON SYMBOL: JNJ	[REDACTED]	[REDACTED]	[REDACTED]	<1%	[REDACTED]	3.42%	[REDACTED]
MARTIN MARIETTA MATLS IN SYMBOL: MLM	[REDACTED]	[REDACTED]	[REDACTED]	2%	[REDACTED]	0.61%	[REDACTED]
ONEOK INC NEW SYMBOL: OKE	[REDACTED]	[REDACTED]	[REDACTED]	2%	[REDACTED]	3.94%	[REDACTED]
ORACLE CORP SYMBOL: ORCL	[REDACTED]	[REDACTED]	[REDACTED]	<1%	[REDACTED]	0.96%	[REDACTED]

Schwab has provided accurate gain and loss information wherever possible for most investments. Cost basis data may be incomplete or unavailable for some of your holdings. Please see "Endnotes for Your Account" section for an explanation of the endnote codes and symbols on this statement.



Schwab Personal Choice Retirement Account® (PCRA) of  
 SSBT TTEE  
 NORTHEAST ARKANSAS CLINIC PSP  
 FBO KENNETH JONES

Account Number

Statement Period  
 December 1-31, 2024

Investment Detail - Equities (continued)

Equities (continued)	Quantity	Market Price	Market Value Cost Basis	% of Account Assets	Unrealized Gain or (Loss)	Estimated Yield	Estimated Annual Income
PEPSICO INC SYMBOL: PEP				<1%		3.56%	
PRICE T ROWE GROUP INC SYMBOL: TROW				<1%		4.38%	
PROCTER & GAMBLE CO SYMBOL: PG				<1%		2.40%	
PRUDENTIAL FINL INC SYMBOL: PRU				1%		4.38%	
QUEST DIAGNOSTICS INC SYMBOL: DGX				1%		1.98%	
SOUTHERN CO SYMBOL: SO				<1%		3.49%	
UGI CORP NEW SYMBOL: UGI				<1%		5.31%	
UNITED PARCEL SVC INC CLASS B SYMBOL: UPS				1%		5.17%	
VULCAN MATLS CO SYMBOL: VMC				2%		0.71%	

Accrued Dividend:

Accrued Dividend:

**Investment Detail - Equities (continued)**

Equities (continued)	Quantity	Market Price	Market Value	Cost Basis	% of Account Assets	Unrealized Gain or (Loss)	Estimated Yield	Annual Income
WALMART INC SYMBOL: WMT					5%		0.91%	
Accrued Dividend: 722.72								
<b>Total Equities</b>					54%			
<b>Total Cost Basis:</b>								
<b>Total Accrued Dividend for Equities:</b>								

Estimated Annual Income ("EAI") and Estimated Yield ("EY") calculations are for informational purposes only. The actual income and yield might be lower or higher than the estimated amounts. EY is based upon EAI and the current price of the security and will fluctuate. For certain types of securities, the calculations could include a return of principal or capital gains in which case EAI and EY would be overstated. EY and EAI are not promptly updated to reflect when an issuer has missed a regular payment or announced changes to future payments; in which case EAI and EY will continue to display at a prior rate.

**Investment Detail - Exchange Traded Funds**

Exchange Traded Funds	Quantity	Market Price	Market Value	Cost Basis	% of Account Assets	Unrealized Gain or (Loss)	Estimated Yield	Estimated Annual Income
ALPS EQUAL SECTOR WEIGHT ETF SYMBOL: EQL					<1%		2.13%	
FIRST TR CONSUMR STAPLS ALPHADEX ETF SYMBOL: FXG					<1%		2.05%	
FIRST TRUST INTERNET INDEX CF ETF SYMBOL: FDN					1%		N/A	N/A



Schwab Personal Choice Retirement Account® (PCRA) of  
 SSB TTEE  
 NORTHEAST ARKANSAS CLINIC PSP  
 FBO KENNETH JONES

Account Number [REDACTED]

Statement Period  
 December 1-31, 2024

Investment Detail - Exchange Traded Funds (continued)

Exchange Traded Funds	Quantity	Market Price	Market Value Cost Basis	% of Account Assets	Unrealized Gain or (Loss)	Estimated Yield	Estimated Annual Income
FIRST TRUST LARGE CAP CORE APADDEX ETF SYMBOL: FEX	[REDACTED]	[REDACTED]	[REDACTED]	<1%	[REDACTED]	1.60%	[REDACTED]
FIRST TRUST US EQUITY OPRINT ETF SYMBOL: FPX	[REDACTED]	[REDACTED]	[REDACTED]	2%	[REDACTED]	0.33%	[REDACTED]
FIRST TRUST VALUE DIVIDEND INDEX ETF SYMBOL: FVD	[REDACTED]	[REDACTED]	[REDACTED]	2%	[REDACTED]	2.52%	[REDACTED]
ISHARES CORE HIGH DIVIDEND ETF-IV SYMBOL: HDV	[REDACTED]	[REDACTED]	[REDACTED]	<1%	[REDACTED]	3.99%	[REDACTED]
ISHARES CORE US AGGREGATE BOND ETF SYMBOL: AGG	[REDACTED]	[REDACTED]	[REDACTED]	<1%	[REDACTED]	3.91%	[REDACTED]
ISHARES RUSSELL TOP 200 VALUE ETF SYMBOL: IWX	[REDACTED]	[REDACTED]	[REDACTED]	<1%	[REDACTED]	2.61%	[REDACTED]
ISHARES RUSSELL 1000 ETF SYMBOL: IWB	[REDACTED]	[REDACTED]	[REDACTED]	5%	[REDACTED]	1.26%	[REDACTED]
ISHARES SELECT DIVIDEND ETF SYMBOL: DIVY	[REDACTED]	[REDACTED]	[REDACTED]	1%	[REDACTED]	4.01%	[REDACTED]
SCHWAB US DIVIDEND EQUITY ETF SYMBOL: SCHD	[REDACTED]	[REDACTED]	[REDACTED]	5%	[REDACTED]	3.87%	[REDACTED]

Schwab has provided accurate gain and loss information wherever possible for most investments. Cost basis data may be incomplete or unavailable for some of your holdings. Please see "Endnotes for Your Account" section for an explanation of the endnote codes and symbols on this statement.

Investment Detail - Exchange Traded Funds (continued)

Exchange Traded Funds	Quantity	Market Price	Market Value	Cost Basis	% of Account Assets	Unrealized Gain or (Loss)	Estimated Yield	Estimated Annual Income
SPDR S&P DIVIDEND ETF SYMBOL: SDY	[REDACTED]	[REDACTED]	[REDACTED]	[REDACTED]	<1%	[REDACTED]	3.11%	[REDACTED]
TECHNOLOGY SELECT SECTOR SPDR ETF IV SYMBOL: XLK	[REDACTED]	[REDACTED]	[REDACTED]	[REDACTED]	1%	[REDACTED]	0.66%	[REDACTED]
VANGUARD DIVIDEND APPRECIATION ETF SYMBOL: VIG	[REDACTED]	[REDACTED]	[REDACTED]	[REDACTED]	2%	[REDACTED]	1.78%	[REDACTED]
<b>Total Exchange Traded Funds</b>	[REDACTED]	[REDACTED]	[REDACTED]	[REDACTED]	<b>24%</b>	[REDACTED]	[REDACTED]	[REDACTED]

Estimated Annual Income ("EAI") and Estimated Yield ("EY") calculations are for informational purposes only. The actual income and yield might be lower or higher than the estimated amounts. EY is based upon EAI and the current price of the security and will fluctuate. For certain types of securities, the calculations could include a return of principal or capital gains in which case EAI and EY would be overstated. EY and EAI are not promptly updated to reflect when an issuer has missed a regular payment or announced changes to future payments, in which case EAI and EY will continue to display at a prior rate.

Investment Detail - Mutual Funds

Equity Funds	Quantity	Market Price	Market Value	Cost Basis	Unrealized Gain or (Loss)	% of Account Assets
PARNASSUS VALUE EQUITY I INVESTOR SYMBOL: PARWX	[REDACTED]	[REDACTED]	[REDACTED]	[REDACTED]	[REDACTED]	2%
T. ROWE PRICE CAPITAL AP PRECIAATION SYMBOL: PRWCX	[REDACTED]	[REDACTED]	[REDACTED]	[REDACTED]	[REDACTED]	5%



Schwab Personal Choice Retirement Account® (PCRA) of  
 SSBT TTEE  
 NORTHEAST ARKANSAS CLINIC PSP  
 FBO KENNETH JONES

Account Number

Statement Period  
 December 1-31, 2024

**Investment Detail - Mutual Funds (continued)**

Equity Funds (continued)	Quantity	Market Price	Market Value	Cost Basis	Unrealized Gain or (Loss)	Estimated Annual Income	% of Account Assets
VANGUARD WELLESLEY INCOM	4,754.6030					N/A	2%
E INV SYMBOL: VWINX							
<b>Total Equity Funds</b>							8%
<b>Total Mutual Funds</b>							8%

**Investment Detail - Other Assets**

Other Assets	Quantity	Market Price	Market Value	Cost Basis	Unrealized Gain or (Loss)	Estimated Annual Income	% of Account Assets
ENTERPRISE PRODS PART LP						6.69%	
SYMBOL: EPD							
<b>Total Other Assets</b>							2%
<b>Total Cost Basis:</b>							

Estimated Annual Income ("EAI") and Estimated Yield ("EY") calculations are for informational purposes only. The actual income and yield might be lower or higher than the estimated amounts. EY is based upon EAI and the current price of the security and will fluctuate. For certain types of securities, the calculations could include a return of principal or capital gains in which case EAI and EY would be overstated. EY and EAI are not promptly updated to reflect when an issuer has missed a regular payment or announced changes to future payments, in which case EAI and EY will continue to display at a prior rate.

<b>Total Investment Detail</b>	
<b>Total Account Value</b>	
<b>Total Cost Basis</b>	

**Comparative Holdings By Investor**

Dr and Mrs Kenneth Bruce Jones

Prepared for: Dr & Mrs Kenneth B Jones

Period: 1/1/24 - 12/31/24

Carol M Jones

Account Name: Carol's LPL IRA Rollover

Account Number: [REDACTED]

Account Type: 1031 Exchange (TIC or DST)

ASSET	START DATE 1/1/24		END DATE 12/31/24		% RETURN
	QUANTITY	PRICE (\$)	QUANTITY	PRICE (\$)	
BROKERAGE MONEY MARKET	[REDACTED]	1.00	[REDACTED]	1.00	1.11
CARILLON REAMS CORE PLUS BOND FD CL I	[REDACTED]	30.07	[REDACTED]	29.10	1.35
CASH	[REDACTED]	1.00	[REDACTED]	1.00	--
FEDERATED HERMES KAUFMANN SMALL CAP FD	[REDACTED]	47.60	[REDACTED]	48.94	9.72
FIDELITY ADV LIMITED TERM BOND CL I	[REDACTED]	11.20	[REDACTED]	11.36	4.90
FIDELITY EMERGING MARKETS FUND	[REDACTED]	35.77	[REDACTED]	38.08	7.13
FIDELITY INVESTMENT GRADE BOND FUND	[REDACTED]	7.25	[REDACTED]	7.08	1.59
FIRST TR EXCHANGE-TRADED FD RISING DIVD ACHIV	[REDACTED]	51.67	[REDACTED]	59.14	16.40
FIRST TR EXCHNG TRADED FD VI LOW DUR STRTGC	[REDACTED]	18.85	[REDACTED]	18.77	4.18
HIGH YIELD BOND FUND CLASS I	[REDACTED]	6.09	[REDACTED]	--	6.17%
INVESCO EXCHANGE TRADED FD T S&P MDCP QUALITY	[REDACTED]	--	[REDACTED]	98.47	-0.63%
ISHARES TR U.S. MED DVC ETF	[REDACTED]	53.97	[REDACTED]	58.35	8.61
JPMORGAN EQUITY FOCUS ETF	[REDACTED]	--	[REDACTED]	67.11	0.34%
JPMORGAN LIQUID ASSETS MONEY MARKET FUND	[REDACTED]	--	[REDACTED]	1.00	3.18%
METROPOLITAN WEST ALPHA TRAK 500 FUND	[REDACTED]	11.24	[REDACTED]	--	24.15%
SCIENCE & TECH OPPS-INST CLASS	[REDACTED]	56.18	[REDACTED]	73.06	35.12
SELECT SECTOR SPDR TR TECHNOLOGY	[REDACTED]	192.48	[REDACTED]	232.52	21.56
T ROWE PRICE CAPITAL APPRECIATION	[REDACTED]	33.91	[REDACTED]	34.62	12.69
TCW HIGH YIELD BOND ETF	[REDACTED]	--	[REDACTED]	30.41	-0.23%
VANGUARD WELLESLEY INCOME FUND ADMIRAL SHARES	[REDACTED]	60.43	[REDACTED]	59.99	5.99

A This report may include assets that the firm does not hold and which are not included on the firm's books and records.

Prepared by: John W Cobb CFP, AAMS Caldwell Advisors, LLC

Quarterly Review created on: 2/15/25

Incomplete if presented without accompanying disclosure pages

# Comparative Holdings By Investor

Dr and Mrs Kenneth Bruce Jones

Prepared for: Dr & Mrs Kenneth B Jones

Period: 1/1/24 - 12/31/24

ASSET	START DATE 1/1/24	END DATE 12/31/24	QUANTITY	PRICE (\$)	VALUE (\$)	QUANTITY	PRICE (\$)	VALUE (\$)	% RETURN
VANGUARD WORLD FD MEGA CAP INDEX				169.28		673.15	212.66	143,151.44	27.13
VRTS MID-CAP GROWTH FUND-I				57.53		--	--	--	5.94%
Carol's LPL IRA Rollover Total:									
									\$1,231,631.67
									13.61%

Account Name: Carol's LPL SEP/IRA

Account Number: [REDACTED]

Account Type: Simplified Employee Pension (SEP-IRA) - (non-prototype)

ASSET	START DATE 1/1/24	END DATE 12/31/24	QUANTITY	PRICE (\$)	VALUE (\$)	QUANTITY	PRICE (\$)	VALUE (\$)	% RETURN
BEAL BANK USA LAS VEGAS NV CD FDIC #57833 IAM				1.00					0.97%
BROKERAGE MONEY MARKET				1.00					1.13
CHARLES SCHWAB BANK SSB WESTLAKE TX CD FDIC #57450 IAM				--					3.71%
FIDELITY COVINGTON TRUST HIGH DIVID ETF				42.28					21.71
FIRST TR VALUE LINE DIVID IN SHS				40.56					10.02
Carol's LPL SEP/IRA Total:									
									7.97%
									13.23%

Carol M Jones Total:

Christopher G Jones  
 Account Name: Chris' LPL Managed Account *ASSET*  
 Account Number: [REDACTED] *SOUTH ACCOUNT*  
 Account Type: UGMA

ASSET	START DATE 1/1/24	END DATE 12/31/24	QUANTITY	PRICE (\$)	VALUE (\$)	QUANTITY	PRICE (\$)	VALUE (\$)	% RETURN
BROKERAGE MONEY MARKET				1.00			1.00		0.34
CASH				1.00					--

This report may include assets that the firm does not hold and which are not included on the firm's books and records.

Prepared by: John W Cobb CFP, AAMS Caldwell Advisors, LLC

Quarterly Review created on: 2/15/25

Incomplete if presented without accompanying disclosure pages

# Comparative Holdings By Investor

Dr and Mrs Kenneth Bruce Jones

Prepared for: Dr & Mrs Kenneth B Jones

Period: 1/1/24 - 12/31/24

ASSET	START DATE 1/1/24		END DATE 12/31/24		% RETURN
	QUANTITY	PRICE (\$)	QUANTITY	PRICE (\$)	
FIRST TR VALUE LINE DIVID IN SHS	[REDACTED]	40.56	[REDACTED]	43.64	[REDACTED]
INVECO EXCHANGE TRADED FD T S&P MDCP400 PR	[REDACTED]	41.26	[REDACTED]	48.42	[REDACTED]
INVECO OQQ TR UNIT SER 1	[REDACTED]	409.52	[REDACTED]	511.23	[REDACTED]
ISHARES TR U.S. TECH ETF	[REDACTED]	122.75	[REDACTED]	159.52	[REDACTED]
SELECT SECTOR SPDR TR INDL	[REDACTED]	113.99	[REDACTED]	131.76	[REDACTED]
VANGUARD INDEX FDS TOTAL STK MKT	[REDACTED]	237.22	[REDACTED]	289.81	[REDACTED]

Chris' LPL Managed Account Total:  
Christopher G Jones Total:

Elizabeth J Norris

Account Name: Elizabeth's LPL Managed Account  
Account Number: [REDACTED]  
*PHANTOM ACCOUNT (AUGUST)*

Account Type: 1031 Exchange (TIC or DST)

ASSET	QUANTITY	START DATE 1/1/24		END DATE 12/31/24		% RETURN
		PRICE (\$)	VALUE (\$)	QUANTITY	PRICE (\$)	
BROKERAGE MONEY MARKET	[REDACTED]	1.00	[REDACTED]	[REDACTED]	1.00	0.33
CASH	[REDACTED]	1.00	[REDACTED]	[REDACTED]	1.00	-
FIRST TR LRGE CP CORE ALPHA COM SHS	[REDACTED]	90.16	[REDACTED]	[REDACTED]	104.30	17.06
FIRST TR VALUE LINE DIVID IN SHS	[REDACTED]	40.56	[REDACTED]	[REDACTED]	43.64	10.05
INVECO OQQ TR UNIT SER 1	[REDACTED]	409.52	[REDACTED]	[REDACTED]	511.23	25.57
ISHARES TR CORE S&P500 ETF	[REDACTED]	477.63	[REDACTED]	[REDACTED]	588.68	24.92
ISHARES TR RUS MDCP VAL ETF	[REDACTED]	116.29	[REDACTED]	[REDACTED]	-	16.88%
SPDR DOW JONES INDL AVERAGE UT SER 1	[REDACTED]	376.87	[REDACTED]	[REDACTED]	425.50	14.46
Elizabeth's LPL Managed Account Total:						19.25%
Elizabeth J Norris Total:						19.25%

This report may include assets that the firm does not hold and which are not included on the firm's books and records.

Prepared by: John W Cobb CFP, AAMS Caldwell Advisors, LLC

Quarterly Review created on: 2/15/25

Incomplete if presented without accompanying disclosure pages

# Comparative Holdings By Investor

Dr and Mrs Kenneth Bruce Jones

Prepared for: Dr & Mrs Kenneth B Jones

Period: 1/1/24 - 12/31/24

Kenneth B Jones

Account Name: Bruce and Carol's LPL BDC Account

Account Number: [REDACTED]

Account Type: Business Development Company

ASSET	START DATE 1/1/24			END DATE 12/31/24			% RETURN
	QUANTITY	PRICE (\$)	VALUE (\$)	QUANTITY	PRICE (\$)	VALUE (\$)	
BROKERAGE MONEY MARKET	[REDACTED]	1.00	[REDACTED]	[REDACTED]	1.00	[REDACTED]	1.02
COASTALSTATES BANK HILTON HEAD ISLAND SC CD FDIC #57756 IAM	[REDACTED]	--	--	[REDACTED]	1.00	[REDACTED]	0.22 <sup>e</sup>
FS ENERGY AND POWER FUND	[REDACTED]	3.64	[REDACTED]	[REDACTED]	3.41	[REDACTED]	2.68
FS KKR CAPITAL CORP	[REDACTED]	19.97	[REDACTED]	[REDACTED]	21.72	[REDACTED]	29.41
KEYBANK NA CLEVELAND OH CD FDIC #17534 IAM	[REDACTED]	--	--	[REDACTED]	--	[REDACTED]	2.48 <sup>e</sup>
MORGAN STANLEY PVT BK NA PURCHASE NY CD FDIC #34221 IAM	[REDACTED]	1.00	[REDACTED]	[REDACTED]	--	[REDACTED]	2.21 <sup>e</sup>
WELLS FARGO BANK NA SIOUX FALLS SD CD FDIC #03511 IAM	[REDACTED]	--	--	[REDACTED]	--	[REDACTED]	2.61 <sup>e</sup>
Bruce and Carol's LPL BDC Account Total:							6.82%

Account Name: Bruce and Carol's LPL Managed Brokerage Account

Account Number: [REDACTED]

Account Type: Brokerage

ASSET	START DATE 1/1/24			END DATE 12/31/24			% RETURN
	QUANTITY	PRICE (\$)	VALUE (\$)	QUANTITY	PRICE (\$)	VALUE (\$)	
ALPHABET INC CAP STK CL A	[REDACTED]	[REDACTED]	[REDACTED]	[REDACTED]	189.30	[REDACTED]	35.87
ALPS ETF TR EQUAL SEC ETF	[REDACTED]	[REDACTED]	[REDACTED]	[REDACTED]	125.25	[REDACTED]	16.45
AMERICAN EXPRESS NATL BK SANDY UT CD FDIC #27471	[REDACTED]	--	--	[REDACTED]	1.00	[REDACTED]	2.20 <sup>e</sup>
APPLE INC COM	[REDACTED]	[REDACTED]	[REDACTED]	[REDACTED]	250.42	[REDACTED]	30.57
AT&T INC COM	[REDACTED]	[REDACTED]	[REDACTED]	[REDACTED]	22.77	[REDACTED]	43.74
BANK OF AMER NA CHARLOTTE NC CD FDIC #03510 IAM	[REDACTED]	--	--	[REDACTED]	--	[REDACTED]	2.64 <sup>e</sup>
BARCLAYS BANK DE WILMINGTON DE CD FDIC #57203 IAM	[REDACTED]	--	--	[REDACTED]	--	[REDACTED]	2.50 <sup>e</sup>

<sup>a</sup> This report may include assets that the firm does not hold and which are not included on the firm's books and records.

Prepared by: John W Cobb CFP; AAMS Caldwell Advisors, LLC

Quarterly Review created on: 2/15/25

Incomplete if presented without accompanying disclosure pages

# Comparative Holdings By Investor

Dr and Mrs Kenneth Bruce Jones

Prepared for: Dr & Mrs Kenneth B Jones

Period: 1/1/24 - 12/31/24

ASSET	START DATE 1/1/24		END DATE 12/31/24		% RETURN
	QUANTITY	PRICE (\$)	QUANTITY	PRICE (\$)	
BEAL BANK USA LAS VEGAS NV CD FDIC #57833 1AM	[REDACTED]	1.00	[REDACTED]	1.00	1.37 <sup>e</sup>
BROKERAGE MONEY MARKET	[REDACTED]	1.00	[REDACTED]	1.00	1.06
CASH	[REDACTED]	1.00	[REDACTED]	1.00	-
COCA COLA CO COM	[REDACTED]	58.93	[REDACTED]	62.26	9.03
CORE PLUS BOND F	[REDACTED]	12.96	[REDACTED]	12.71	3.45
FIRST TR EXCHANGE-TRADED FD CONSUMR STABLE	[REDACTED]	63.09	[REDACTED]	64.06	3.27
FIRST TR EXCHANGE-TRADED FD CAP STRENGTH ETF	[REDACTED]	80.04	[REDACTED]	87.82	11.20
FIRST TR EXCHANGE-TRADED FD DORSEY WRT S ETF	[REDACTED]	51.55	[REDACTED]	59.06	14.69
FIRST TR EXCHANGE-TRADED FD FT VEST S&P 500	[REDACTED]	51.68	[REDACTED]	50.21	6.21
FIRST TR EXCHANGE-TRADED FD US EQTY OPPT ETF	[REDACTED]	85.89	[REDACTED]	119.51	24.68
FIRST TR EXCHNG TRADED FD VI TCW UNCONSTRAL	[REDACTED]	24.74	[REDACTED]	24.65	4.66
FIRST TR LRGE CP CORE ALPHA COM SHS	[REDACTED]	90.16	[REDACTED]	104.30	17.06
FIRST TR VALUE LINE DIVID IN SHS	[REDACTED]	40.56	[REDACTED]	43.64	10.05
GOLDMAN SACHS BANK USA NEW YORK NY CD FDIC #33124 1AM	[REDACTED]	--	[REDACTED]	1.00	3.52 <sup>e</sup>
MARTIN MARIETTA MATLS INC COM	[REDACTED]	498.91	[REDACTED]	516.50	4.14
ONEOK INC NEW COM	[REDACTED]	70.22	[REDACTED]	100.40	49.87
SHORT DURATION INCOME F	[REDACTED]	3.86	[REDACTED]	3.86	5.16
T ROWE PRICE CAPITAL APPRECIATION	[REDACTED]	33.91	[REDACTED]	34.62	12.65
U S BANK NA CINCINNATI OH CD FDIC #06548 1AM	[REDACTED]	1.00	[REDACTED]	--	0.13 <sup>e</sup>
U S BANK NA CINCINNATI OH CD FDIC #06548 1AM	[REDACTED]	1.00	[REDACTED]	--	1.43 <sup>e</sup>
U S BANK NA CINCINNATI OH CD FDIC #06548 1AM	[REDACTED]	1.00	[REDACTED]	--	2.65 <sup>e</sup>
UNITED FIDELITY BANK FSB EVANSVILLE IN CD FDIC #29566	[REDACTED]	1.00	[REDACTED]	1.00	5.10
UNITED PARCEL SERVICE INC CL B	[REDACTED]	157.23	[REDACTED]	126.10	-15.91
VANGUARD ADMIRAL FDS INC 500 VAL IDX FD	[REDACTED]	167.96	[REDACTED]	184.51	12.22
VANGUARD WELLESLEY INCOME FUND ADMIRAL SHARES	[REDACTED]	60.43	[REDACTED]	[REDACTED]	5.97

<sup>a</sup> This report may include assets that the firm does not hold and which are not included on the firm's books and records.

Prepared by: John W Cobb CFP, AAMS Caldwell Advisors, LLC

Quarterly Review created on: 2/15/25

Incomplete if presented without accompanying disclosure pages

# Comparative Holdings By Investor

Dr and Mrs Kenneth Bruce Jones

Prepared for: Dr & Mrs Kenneth B Jones

Period: 1/1/24 - 12/31/24

ASSET	START DATE 1/1/24			END DATE 12/31/24			% RETURN
	QUANTITY	PRICE (\$)	VALUE (\$)	QUANTITY	PRICE (\$)	VALUE (\$)	
VANGUARD WELLESLEY INCOME INV	[REDACTED]	24.95	[REDACTED]	[REDACTED]	24.77	[REDACTED]	5.90
VANGUARD WELLINGTON INV	[REDACTED]	41.35	[REDACTED]	[REDACTED]	42.83	[REDACTED]	14.75
VULCAN MATLS CO COM	[REDACTED]	227.01	[REDACTED]	[REDACTED]	257.23	[REDACTED]	14.13
WALMART INC COM	[REDACTED]	157.65	[REDACTED]	[REDACTED]	90.35	[REDACTED]	73.97
WARNER BROS DISCOVERY INC COM SER A	[REDACTED]	11.38	[REDACTED]	[REDACTED]	10.57	[REDACTED]	-7.10
WELLS FARGO BANK, 4.7%25CD FDIC INS DUE 04/17/25US	-	--	--	[REDACTED]	1.00	[REDACTED]	1.79 <sup>e</sup>
WELLS FARGO BANK, 5.2%25CD FDIC INS DUE 02/18/25US	-	--	--	[REDACTED]	1.00	[REDACTED]	2.36 <sup>e</sup>
Bruce and Carol's LPL Managed Brokerage Account Total:							10.15%

Account Name: Bruce's Allianz Variable Annuity

Account Number: [REDACTED]

Account Type: Non-Qualified

ASSET	START DATE 1/1/24			END DATE 12/31/24			% RETURN
	QUANTITY	PRICE (\$)	VALUE (\$)	QUANTITY	PRICE (\$)	VALUE (\$)	
AZL FIAM MULTI-STRATEGY CL2	[REDACTED]	16.09	[REDACTED]	[REDACTED]	17.40	[REDACTED]	8.11
AZL FIAM TOTAL BOND CL2	[REDACTED]	8.95	[REDACTED]	[REDACTED]	8.84	[REDACTED]	-1.07
AZL INTERNATIONAL INDEX FUND CL 2	[REDACTED]	12.50	[REDACTED]	[REDACTED]	12.49	[REDACTED]	-0.24
AZL MID CAP INDEX FUND CL 2	[REDACTED]	25.53	[REDACTED]	[REDACTED]	28.13	[REDACTED]	10.34
AZL MODERATE INDEX STRATEGY FUND	[REDACTED]	19.75	[REDACTED]	[REDACTED]	21.10	[REDACTED]	6.76
AZL RUSSELL 1000 VALUE INDEX FUND CL 2	[REDACTED]	21.41	[REDACTED]	[REDACTED]	23.62	[REDACTED]	10.60
AZL S&P 500 INDEX FUND CL 2	[REDACTED]	25.22	[REDACTED]	[REDACTED]	30.46	[REDACTED]	21.06
AZL SMALL CAP STOCK INDEX FUND CL 2	[REDACTED]	22.28	[REDACTED]	[REDACTED]	23.37	[REDACTED]	5.10

<sup>a</sup> This report may include assets that the firm does not hold and which are not included on the firm's books and records.

Prepared by: John W Cobb CFP, AAMS Caldwell Advisors, LLC

Quarterly Review created on: 2/15/25

Incomplete if presented without accompanying disclosure pages

# Comparative Holdings By Investor

Dr and Mrs Kenneth Bruce Jones

Prepared for: Dr & Mrs Kenneth B Jones

Period: 1/1/24 - 12/31/24

ASSET	START DATE 1/1/24		END DATE 12/31/24		% RETURN
	QUANTITY	PRICE (\$)	QUANTITY	PRICE (\$)	
AZL T. ROWE PRICE CAPITAL APPRECIATION	[REDACTED]	25.10	1,560.46	27.35	8.96
PIMCO VIT STOCKSPPLUS GLOBAL PORTFOLIO	[REDACTED]	16.31	3,465.74	17.95	10.17
<b>Bruce's Allianz Variable Annuity Total:</b>					<b>8.86%</b>

Account Name: Bruce's LPL IRA

Account Number: [REDACTED]

Account Type: IRA Individually Established

ASSET	START DATE 1/1/24		END DATE 12/31/24		% RETURN
	QUANTITY	PRICE (\$)	QUANTITY	PRICE (\$)	
BROKERAGE MONEY MARKET	[REDACTED]	1.00	[REDACTED]	1.00	0.35
OPTIMUM FIXED INCOME I	[REDACTED]	8.20	[REDACTED]	8.01	1.50
OPTIMUM LARGE CAP GROWTH I	[REDACTED]	20.03	[REDACTED]	24.44	32.53
OPTIMUM LARGE CAP VALUE I	[REDACTED]	17.48	[REDACTED]	18.55	13.60
OPTIMUM SMALL MID CAP VALUE I	[REDACTED]	14.09	[REDACTED]	14.36	10.18
OPTIMUM SMALLMIP-CAP GROWTH FUND INSTITUTIONAL CLASS	[REDACTED]	12.44	[REDACTED]	14.21	14.19
<b>Bruce's LPL IRA Total:</b>					<b>14.87%</b>
<b>Kenneth B Jones Total:</b>					<b>9.95%</b>
<b>Portfolio Total:</b>					<b>11.34%</b>

A This report may include assets that the firm does not hold and which are not included on the firm's books and records.


Prepared by: John W Cobb CFP; AAMS Caldwell Advisors, LLC

Quarterly Review created on: 2/15/25

Incomplete if presented without accompanying disclosure pages

**SECTION 14- SIGNATURE**

I certify under penalty of false swearing that the above information is true and correct.

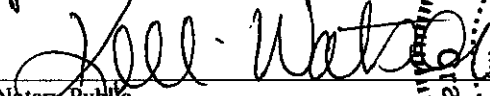
Signature 


STATE OF ARKANSAS

COUNTY OF Craighead ss

Subscribed and sworn before me this 15<sup>th</sup> day of April, 2020

(Legible Notary Seal)

  
Notary Public



My commission expires: April 16<sup>th</sup> 2030

Note: If faxed, notary seal must be legible (i.e., either stamped or raised and inked) and the original must follow within ten (10) days pursuant to Ark. Code Ann. § 21-8-703(b)(3).

**IMPORTANT**

**Where to file:**

- State or district candidates/public servants file with the Secretary of State.
- Appointees to state boards/commissions file with the Secretary of State.
- County, township, and school district candidates/public servants file with the county clerk.
- Municipal candidates/public servants file with the city clerk or recorder, as the case may be.
- City attorneys file with the city clerk of the municipality in which they serve.
- District judges file with the Secretary of State.
- Members of regional boards or commissions file with the county clerk of the county in which they reside.

**General Information:**

- \* The Statement of Financial Interest should be filed by January 31 of each year.
- \* The filing covers the previous calendar year.
- \* Candidates for elective office shall file the Statement of Financial Interest for the previous calendar year on the first Monday following the close of the period to file as a candidate for elective office unless already filed by January 31. In addition, if the party filing period ends before January 1 of the year of the general election, candidates for elective office shall file a Statement of Financial Interest for the previous calendar year by no later than January 31 of the year of the general election.
- \* Agency heads, department directors, and division directors of state government shall file the Statement of Financial Interest within thirty (30) days of appointment or employment unless already filed by January 31.
- \* Appointees to state boards or commissions shall file the Statement of Financial Interest within thirty (30) days after appointment unless already filed by January 31.
- \* If a person is included in any category listed above for any part of a calendar year, that person shall file a Statement of Financial Interest covering that period of time regardless of whether they have left their office or position as of the date the statement is due.