

STATEMENT OF FINANCIAL INTEREST

State/District officials file with:
John Thurston, Secretary of State
500 Woodlane Street
Little Rock, AR 72201
Phone (501) 682-5070
Fax (501) 682-3548

Calendar year covered 2023
(Note: Filing covers the previous calendar year)

For assistance in completing
this form contact:
Arkansas Ethics Commission
Phone (501) 324-9600
Toll Free (800) 422-7773

Is this an amendment? Yes No

Please provide complete information. If the information requested in a particular section does not apply to you, indicate such by noting "Not Applicable" in that section. Do not leave any part of this form blank. If additional space is needed, you may attach the information to this document. Do not file this form with the Arkansas Ethics Commission.

SECTION 1- NAME AND ADDRESS

Name Taldo Frederick Philip
(Last) (First) (Middle)
Address 3980 Tahoe Circle Drive, Springdale AR 72762
(Street or P.O. Box Number) (City) (State) (Zip Code)
Phone 479-466-1003 / 479-927-4403
Spouse's name Taldo Mary Ann
(Last) (First) (Middle)
All names under which you and/or your spouse do business: Taldo Properties, LLC and Taldo Rentals, LLC

SECTION 2- REASON FOR FILING

- Public Official _____
(office held)
- Candidate _____
(office sought)
- District Judge _____
(name of district)
- City Attorney _____
(name of city)
- State Government: Agency Head/Department Director/Division Director _____
(name of agency/department/division)
- Chief of Staff or Chief Deputy _____
(name of Constitutional Officer, Senate, or House of Representatives)
- Public appointee to State Board or Commission ARDOT Highway Commissioner
(name of board/commission)
- School Board member _____
(name of school district)
- Candidate for school board _____
(name of school district)
- Public or Charter School Superintendent _____
(name of school district/school)
- Executive Director of Education Service Cooperative _____
(name of cooperative)
- Advertising and Promotion Commission member _____
(name of advertising and promotion commission)
- Research Park Authority Board member under A.C.A. § 14-144-201 et seq. _____
(name of research park authority board)

FILED
JAN 24 2024
Arkansas
Secretary of State

SECTION 4- BUSINESS OR HOLDINGS

List the name of every business in which you, your spouse or any other person for the use or benefit of you or your spouse have an investment or holding. Individual stock holdings should be disclosed. Figures should be based on fair market value at the end of the reporting period.

a) Check appropriate box: More than \$1,000 More than \$12,500
GTCL, INC

(name of corporation, firm or enterprise)
5100 South Thompson Street Springdale AR 72764

(address)
Philip Taldo

(name under which investment held)

b) Check appropriate box: More than \$1,000 More than \$12,500
Colonial Properties, LLC

(name of corporation, firm or enterprise)
5100 South Thompson Street Springdale AR 72764

(address)
Philip Taldo

(name under which investment held)

c) Check appropriate box: More than \$1,000 More than \$12,500
One Springdale, Inc.

(name of corporation, firm or enterprise)
5100 South Thompson Street Springdale AR 72764

(address)
Philip Taldo

(name under which investment held)

d) Check appropriate box: More than \$1,000 More than \$12,500
Arvest Bank Group, Inc.

(name of corporation, firm or enterprise)
75 North East Street Fayetteville AR 72702

(address)
Philip Taldo

(name under which investment held)

e) Check appropriate box: More than \$1,000 More than \$12,500
VIC Investor Network

(name of corporation, firm or enterprise)
535 West Research Center Blvd, Suite 135, Fayetteville AR 72703

(address)
Philip Taldo

(name under which investment held)

f) Check appropriate box: More than \$1,000 More than \$12,500
See Attached

(name of corporation, firm or enterprise)

(address)

(name under which investment held)

SECTION 5- OFFICE OR DIRECTORSHIP

List every office or directorship held by you or your spouse in any business, corporation, firm, or enterprise subject to jurisdiction of a regulatory agency of this State, or of any of its political subdivisions.

a) Arvest Bank

PO Box 5000 Springdale AR 72765 (name of business, corporation, firm, or enterprise)

Director (address)

Philip Taldo (office or directorship held)

(name of office holder)

b) _____

(name of business, corporation, firm, or enterprise)

(address)

(office or directorship held)

(name of office holder)

SECTION 6- CREDITORS

List each creditor to whom the value of five thousand dollars (\$5,000) or more was personally owed or personally obligated and is still outstanding. (This does not include debts owed to members of your family or loans made in the ordinary course of business by either a financial institution or a person who regularly and customarily extends credit.)

a) Not Applicable

(name of creditor)

(address of creditor)

b) _____

(name of creditor)

(address of creditor)

c) _____

(name of creditor)

(address of creditor)

SECTION 7- PAST-DUE AMOUNTS OWED TO GOVERNMENT

List the name and address of each governmental body to which you are legally obligated to pay a past-due amount and a description of the nature of the amount of the obligation.

a) Not Applicable

(name of governmental body) (address of governmental body)

(amount owed) (nature of the obligation)

b) _____

(name of governmental body) (address of governmental body)

(amount owed) (nature of the obligation)

SECTION 8- GUARANTOR OR CO-MAKER

List each guarantor or co-maker who has guaranteed a debt of yours that is still outstanding. (This includes debt guarantors arising or extended and refinanced after Jan. 1, 1989. Members of your family who are your guarantors are not required to be disclosed.)

a) Not Applicable

_____ (name)

_____ (address)

b) _____ (name)

_____ (address)

SECTION 9- GIFTS

List the source, date, description, and a reasonable estimate of the fair market value of each gift of more than \$100 received by you or your spouse and of each gift of more than \$250 received by your dependent children. The term "gift" is defined as "any payment, entertainment, advance, services, or anything of value unless consideration of equal or greater value has been given therefor." There are a number of exceptions to the definition of "gift." Those exceptions are set forth in the Instructions for Statement of Financial Interest prepared for use with this form. (Note: The value of an item shall be considered to be less than \$100 if the public servant reimburses the person from whom the item was received any amount over \$100 and the reimbursement occurs within ten (10) days from the date the item was received.)

a) _____ (description of gift)

_____ (date) _____ (fair market value)

_____ (source of gift)

b) _____ (description of gift)

_____ (date) _____ (fair market value)

_____ (source of gift)

c) _____ (description of gift)

_____ (date) _____ (fair market value)

_____ (source of gift)

d) _____ (description of gift)

_____ (date) _____ (fair market value)

_____ (source of gift)

e) _____ (description of gift)

_____ (date) _____ (fair market value)

_____ (source of gift)

SECTION 10- AWARDS

If you are an employee of a public school district, the Arkansas School for the Blind, the Arkansas School for the Deaf, the Arkansas School for Mathematics, Sciences, and the Arts, a university, a college, a technical college, a technical institute, a comprehensive life-long learning center, or a community college, the law requires you to disclose each monetary or other award over one hundred dollars (\$100) which you have received in recognition of your contributions to education. The information disclosed with respect to each such award should include the source, date, description, and a reasonable estimate of the fair market value.

a) Not Applicable

(description of award)		
(date)		(fair market value)
(source of award)		

b)

(description of award)		
(date)		(fair market value)
(source of award)		

c)

(description of award)		
(date)		(fair market value)
(source of award)		

d)

(description of award)		
(date)		(fair market value)
(source of award)		

SECTION 11- NONGOVERNMENTAL SOURCES OF PAYMENT

List each nongovernmental source of payment of your expenses for food, lodging, or travel which bears a relationship to your office when you appear in your official capacity when the expenses incurred exceed \$150.

a) Not Applicable

(name of person or organization paying expense)		
(business address)		
(date of expense)	\$	(amount of expense)
(nature of expenditure)		

b)

(name of person or organization paying expense)		
(business address)		
(date of expense)	\$	(amount of expense)
(nature of expenditure)		

Ark. Code Ann. § 21-8-403 provides that, upon conviction, any person who violates any provision of subchapter 4, 6, 7, or 8 of chapter 8, Title 21 of the Arkansas Code is guilty of a Class A misdemeanor. The culpable mental state required shall be a purposeful violation.

SECTION 12- DIRECT REGULATION OF BUSINESS

List any business which employs you and is under direct regulation or subject to direct control by the governmental body which you serve.

a) **Not Applicable**

_____ (name of business)

_____ (governmental body which regulates or controls)

b)

_____ (name of business)

_____ (governmental body which regulates or controls)

c)

_____ (name of business)

_____ (governmental body which regulates or controls)

d)

_____ (name of business)

_____ (governmental body which regulates or controls)

SECTION 13- SALES TO GOVERNMENTAL BODY

List the goods or services sold to the governmental body for which you serve which have a total annual value in excess of \$1,000. List the compensation paid for each category of goods or services sold by you or any business in which you or your spouse is an officer, director, or stockholder owning more than 10% of the stock of the company.

a) **Not Applicable**

_____ (goods or services)

_____ (governmental body to whom sold)

_____ (compensation paid)

b)

_____ (goods or services)

_____ (governmental body to whom sold)

_____ (compensation paid)

c)

_____ (goods or services)

_____ (governmental body to whom sold)

_____ (compensation paid)

d)

_____ (goods or services)

_____ (governmental body to whom sold)


_____ (compensation paid)

SECTION 14- SIGNATURE

I certify under penalty of false swearing that the above information is true and correct.

Frederick Philip Toledo
Signature

STATE OF ARKANSAS } ss
COUNTY OF Washington



Subscribed and sworn before me this 12th day of January, 2024.

(Legible Notary Seal)

Brenda S. McCamey
Notary Public

My commission expires: October 6, 2031

Note: If faxed, notary seal must be legible (i.e., either stamped or raised and inked) and the original must follow within ten (10) days pursuant to Ark. Code Ann. § 21-8-703(b)(3).

IMPORTANT

Where to file:

- State or district candidates/public servants file with the Secretary of State.
- Appointees to state boards/commissions file with the Secretary of State.
- County, township, and school district candidates/public servants file with the county clerk.
- Municipal candidates/public servants file with the city clerk or recorder, as the case may be.
- City attorneys file with the city clerk of the municipality in which they serve.
- District judges file with the Secretary of State.
- Members of regional boards or commissions file with the county clerk of the county in which they reside.

General Information:

- * The Statement of Financial Interest should be filed by January 31 of each year.
- * The filing covers the previous calendar year.
- * Candidates for elective office shall file the Statement of Financial Interest for the previous calendar year on the first Monday following the close of the period to file as a candidate for elective office unless already filed by January 31. In addition, if the party filing period ends before January 1 of the year of the general election, candidates for elective office shall file a Statement of Financial Interest for the previous calendar year by no later than January 31 of the year of the general election.
- * Agency heads, department directors, and division directors of state government shall file the Statement of Financial Interest within thirty (30) days of appointment or employment unless already filed by January 31.
- * Appointees to state boards or commissions shall file the Statement of Financial Interest within thirty (30) days after appointment unless already filed by January 31.
- * If a person is included in any category listed above for any part of a calendar year, that person shall file a Statement of Financial Interest covering that period of time regardless of whether they have left their office or position as of the date the statement is due.



Account Statement Q4 2023

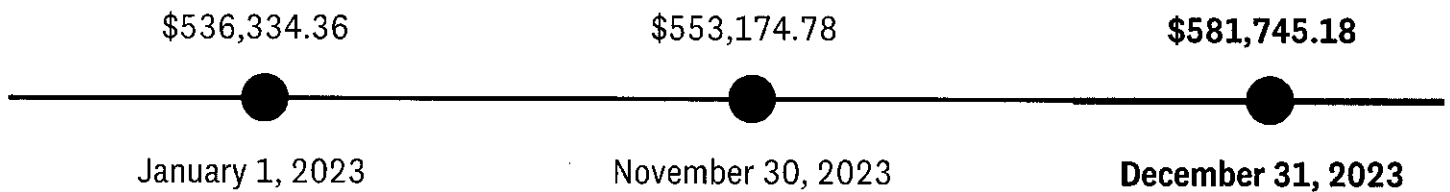
Page 1 of 18

PTC CUST SEP IRA FBO
FREDERICK PHILIP TALDO
5100 S. THOMPSON AVENUE
SPRINGDALE AR 72764

Your Financial Advisor:
JIM BLOUNT
6576 LYNCHS PRAIRIE CV, STE A
SPRINGDALE, AR 72762
jim.blount@pointfg.com
(479) 872-9998



INVESTMENT OBJECTIVE
Growth



Account Summary

Strategic Asset Management (2206-9089)	Current Month 12/01 - 12/31	Quarter to Date 10/01 - 12/31	Year to Date 01/01 - 12/31
Starting Value	\$553,174.78	\$537,858.13	\$536,334.36
Inflows	\$0.00	\$0.00	\$0.00
Outflows	\$0.00	\$0.00	(\$20,239.03)
Change in Market Value	\$28,570.40	\$43,887.05	\$65,649.85
Total Ending Value	\$581,745.18	\$581,745.18	\$581,745.18

Account Statement Q4 2023


October 01, 2023-December 31, 2023

Account Ending in (9089)

Page 2 of 18

Asset Allocation

Asset Allocation data reflects the breakdown of assets in your accounts, including the assets held within any mutual funds and ETFs. The amounts may differ from asset values shown elsewhere in the statement.



Asset Type	Asset Value	%
● Cash*	\$39,177.05	6.73%
● Equities	\$456,854.38	78.53%
● Fixed Income	\$84,316.98	14.49%
● Other	\$1,395.02	0.24%
● Undefined	\$1.75	0.00%
Total	\$581,745.18	100.00%

*\$37,146.40 held as liquid cash and equivalents; the remainder is embedded in investment products such as mutual funds and ETFs.

EXPLORE MORE



Explore a new interactive version of this summary, access documents, and take action on important Shareholder voting rights.

Retirement Summary

	2023
Retirement Contributions applied to year...	\$0.00
Retirement Distributions applied to year...	\$(20,239.03)
Fair Market Value	\$536,334.36
Required Minimum Distribution	\$20,239.03

Account Statement Q4 2023

October 01, 2023-December 31, 2023

Account Ending in (9089)

Page 3 of 18

Account Holdings

Cash and Cash Equivalents

Description	Interest/Dividend Paid 12/01 - 12/31	Interest/Dividend Rate ¹	Current Balance
Money Market Funds			
JPMorgan U.S. Government Money Market Fund - Investor Shares	\$147.84	4.93%	\$37,146.40
Total Money Market Funds			\$37,146.40
Total Cash and Cash Equivalents			\$37,146.40

Equities and Options

Visit our digital client experience to see lot level details, average cost per share, current market values and more.

Security ID / Description	Quantity		Cost Basis		Purchase Cost	Est Annual Income [#]
	Price	Market Value	Unrealized G/L	Investment G/L	Est 30-Day Yield [#]	
AAPL APPLE INC _c	140.000 \$192.5300	\$26,954.20	\$15,226.76 \$11,727.44	\$15,226.76 \$11,727.44		\$134.00 0.50%
ADM ARCHER DANIELS MIDLAND COMPANY _c	468.000 \$72.2200	\$33,798.96	\$37,815.49 (\$4,016.53)	\$37,815.49 (\$4,016.53)		\$842.00 2.49%
PSX PHILLIPS 66 _c	26.000 \$133.1400	\$3,461.64	\$1,226.31 \$2,235.33		N/A	\$109.00 3.15%
RTX RTX CORP _c	20.000 \$84.1400	\$1,682.80	\$1,089.73 \$593.07		N/A	\$46.00 2.80%
TSN TYSON FOODS INC CL A _c	50.000 \$53.7500	\$2,687.50	\$1,384.85 \$1,302.65		N/A	\$98.00 3.65%
Total		\$68,585.10	\$56,743.14 \$11,841.96	\$53,042.25 \$15,542.85		\$1,229.00

^c Dividends and/or capital gains distributed by this security will be distributed as cash.

¹ Bank Deposit Sweep interest is the current rate. Money Market Sweep dividend is a 30-day yield.

[#] Refer to the statement message titled ESTIMATED ANNUAL INCOME (EAI) AND ESTIMATED YIELD (EY) for information on how this figure is calculated.

Account Statement Q4 2023

October 01, 2023-December 31, 2023

Account Ending in (9089)

Page 4 of 18

Account Holdings continued

Mutual Funds, Publicly Traded Funds and Interval Funds

Visit our digital client experience to see lot level details, average cost per share, current market values and more.

Security ID / Description	Quantity	Market Value	Cost Basis	Purchase Cost	Est Annual Income ^a
	Price		Unrealized G/L	Investment G/L	Est 30-Day Yield ^a
FCDIX FIDELITY ADVISOR STOCK SELECTOR SMALL CAP CL I _R	919.847 \$33.6000	\$30,906.85	\$29,313.91 \$1,592.94	\$29,239.60 \$1,667.25	\$31.00 0.10%
PAVE GLOBAL X U S INFRASTRUCTURE DEVELOPMENT ETF	579.000 \$34.4600	\$19,952.34	\$17,224.21 \$2,728.13	\$17,224.21 \$2,728.13	\$127.00 0.64%
RSPH INVESCO S&P 500 EQUAL WEIGHT HEALTH CARE ETF	718.000 \$29.7800	\$21,382.04	\$21,317.42 \$64.62	\$21,317.42 \$64.62	\$138.00 0.65%
RSPG INVESCO EXCHANGE S&P 500 EQUAL WEIGHT ENERGY ETF	274.000 \$73.7200	\$20,199.28	\$20,099.85 \$99.43	\$20,099.85 \$99.43	\$623.00 3.09%
XMHQ INVESCO S&P MIDCAP QUALITY ETF	656.000 \$88.7100	\$58,193.76	\$53,350.28 \$4,843.48	\$53,350.28 \$4,843.48	\$547.00 0.94%
QQQM INVESCO NASDAQ 100 ETF	351.000 \$168.5400	\$59,157.54	\$52,804.40 \$6,353.14	\$52,804.40 \$6,353.14	\$346.00 0.59%
RSP INVESCO S&P 500 EQUAL WEIGHT ETF	437.000 \$157.8000	\$68,958.60	\$66,057.24 \$2,901.36	\$66,057.24 \$2,901.36	\$1,113.00 1.62%
IJJ ISHARES S&P MID CAP 400 VALUE ETF	214.000 \$114.0400	\$24,404.56	\$22,157.40 \$2,247.16	\$22,157.40 \$2,247.16	\$414.00 1.70%
TIUSX JOHN HANCOCK INVESTMENT GRADE BOND CL I _R	3,112.176 \$9.1600	\$28,507.53	\$28,036.02 \$471.51	\$26,927.51 \$1,580.02	\$1,091.00 3.85%
JIPIX JOHN HANCOCK STRATEGIC INCOME OPPTYS CL I _R	2,581.300 \$10.0200	\$25,864.62	\$25,258.79 \$605.83	\$23,986.19 \$1,878.43	\$918.00 3.59%
MQGIX MFS INTL GROWTH CL I _R	970.404 \$45.6100	\$44,260.12	\$42,203.88 \$2,056.24	\$41,151.23 \$3,108.89	\$380.00 0.87%
PDBZX PGIM TOTAL RETURN BOND CL Z _R	2,450.188 \$12.0500	\$29,524.76	\$29,608.15 (\$83.39)	\$27,122.88 \$2,401.88	\$1,710.00 5.81%
SPY SPDR S&P 500 ETF	59.000 \$475.3100	\$28,043.29	\$26,483.91 \$1,559.38	\$26,483.91 \$1,559.38	\$384.00 1.37%

Account Holdings continued on next page →

^a Refer to the statement message titled ESTIMATED ANNUAL INCOME (EAI) AND ESTIMATED YIELD (EY) for information on how this figure is calculated.

Account Statement Q4 2023

October 01, 2023-December 31, 2023

Account Ending in (9089)

Page 5 of 18

Account Holdings continued

Mutual Funds, Publicly Traded Funds and Interval Funds continued

Security ID / Description	Quantity	Market Value	Cost Basis	Purchase Cost	Est Annual Income*
	Price		Unrealized G/L	Investment G/L	Est 30-Day Yield*
EPI WISDOMTREE INDIA EARNINGS ETF	358.000 \$41.0000	\$14,678.00	\$13,201.48 \$1,476.52	\$13,201.48 \$1,476.52	\$21.00 0.15%
Total		\$474,033.29	\$447,116.94 \$26,916.35	\$441,123.60 \$32,909.69	\$7,843.00

* Dividends and/or capital gains distributed by this security will be reinvested.

Fixed Income - Corporate Bonds

Security ID / Description	Quantity	Market Value	Cost Basis	Unrealized Gain/Loss	Est Annual Income*
	Price		Accrued Interest	Est 30-Day Yield*	
38141EC23 GOLDMAN SACHS GROUP INC MEDIUM TERM NOTE CPN 3.850% DUE 07/08/24 DTD 07/08/14 FC 01/08/15 CALL 04/08/24 @ 100.000 MOODYS RATING: A2 S&P RATING: BBB+	2,000.000 \$99.0199	\$1,980.39	\$2,000.12	(\$19.73) \$37.00	\$77.00 3.89%
Total		\$1,980.39	\$2,000.12	(\$19.73) \$37.00	\$77.00

Total Account Holdings

Market Value	Cost Basis	Est Annual Income
	Unrealized G/L	
\$581,745.18	\$543,006.60 \$38,738.58	\$9,149.00

* Refer to the statement message titled ESTIMATED ANNUAL INCOME (EAI) AND ESTIMATED YIELD (EY) for information on how this figure is calculated.

Account Statement Q4 2023

October 01, 2023-December 31, 2023

Account Ending in (9089)

Page 6 of 18

Activity Summary

	Current Month 12/01 - 12/31	Quarter to Date 10/01 - 12/31	Year to Date 01/01 - 12/31
Additions			
Securities Sold	\$59,637.43	\$208,127.95	\$558,564.25
Cash Inflows	\$0.00	\$0.00	\$0.00
Dividends	\$2,932.76	\$4,760.26	\$15,233.39
Interest	\$0.00	\$0.00	\$77.00
Capital Gains and Distributions	\$518.42	\$518.42	\$518.42
Other Activity	\$0.00	\$0.00	\$0.00
Total Additions	\$63,088.61	\$213,406.63	\$574,393.06
Subtractions			
Securities Purchased	(\$58,688.66)	(\$235,521.04)	(\$681,356.43)
Cash Outflows	\$0.00	\$0.00	(\$20,239.03)
Reinvestments	(\$1,601.07)	(\$2,800.04)	(\$6,796.55)
Fees/Expenses	\$0.00	(\$1,323.17)	(\$5,514.22)
Other Activity	\$0.00	\$0.00	\$0.00
Total Subtractions	(\$60,289.73)	(\$239,644.25)	(\$713,906.23)

Activity Details

Securities Purchased and Sold

Date	Security ID / Description	Transaction	Amount
10/16/2023	DIV GLOBAL X FUNDS SUPERDIVIDEND U S ETF SALE VS PURCHASE TRADE	Sold -1047.000 Shares at \$16.05	\$16,804.21

Activity Details continued on next page →

Account Statement Q4 2023

October 01, 2023-December 31, 2023

Account Ending in (9089)

Page 7 of 18

Activity Details continued

Securities Purchased and Sold continued

Date	Security ID / Description	Transaction	Amount
10/16/2023	DWAS INVESCO DORSEY WRIGHT SMALLCAP MOMENTUM ETF SALE VS PURCHASE TRADE	Sold -348.000 Shares at \$72.78	\$25,318.78
10/16/2023	XLB SECTOR MATERIALS SELECT SECTOR SPDR ETF SALE VS PURCHASE TRADE	Sold -246.000 Shares at \$78.52	\$19,314.53
10/18/2023	JEPIX JPMORGAN EQUITY PREMIUM INCOME CL I SALE VS PURCHASE TRADE	Sold -2347.946 Shares at \$13.31	\$31,251.16
10/18/2023	PAVE GLOBAL X U S INFRASTRUCTURE DEVELOPMENT ETF	Bought 579.000 Shares at \$29.75	(\$17,224.21)
10/18/2023	QQQM INVESCO NASDAQ 100 ETF	Bought 351.000 Shares at \$150.44	(\$52,804.40)
10/18/2023	XMHQ INVESCO S&P MIDCAP QUALITY ETF	Bought 330.000 Shares at \$79.98	(\$26,393.37)
10/18/2023	MQGIX MFS INTL GROWTH CL I	Bought 332.724 Shares at \$41.38	(\$13,768.10)
10/18/2023	EPI WISDOMTREE INDIA EARNINGS ETF	Bought 358.000 Shares at \$36.88	(\$13,201.48)
11/14/2023	RSP INVESCO S&P 500 EQUAL WEIGHT ETF SALE VS PURCHASE TRADE	Sold -199.000 Shares at \$144.49	\$28,753.61
11/14/2023	SPY SPDR S&P 500 ETF	Bought 59.000 Shares at \$448.88	(\$26,483.91)
11/29/2023	FCDIX FIDELITY ADVISOR STOCK SELECTOR SMALL CAP CL I SALE VS PURCHASE TRADE	Sold -905.229 Shares at \$29.88	\$27,048.23
11/29/2023	XMHQ INVESCO S&P MIDCAP QUALITY ETF	Bought 326.000 Shares at \$82.69	(\$26,956.91)
12/21/2023	ADM ARCHER DANIELS MIDLAND COMPANY	Bought 273.000 Shares at \$70.87	(\$19,356.50)
12/21/2023	DOW DOW INC SALE VS PURCHASE TRADE	Sold -207.000 Shares at \$54.89	\$11,353.75
12/21/2023	JEPIX JPMORGAN EQUITY PREMIUM INCOME CL I	Sold -1939.450 Shares at \$13.66	\$26,492.89
12/21/2023	RSP INVESCO S&P 500 EQUAL WEIGHT ETF	Bought 252.000 Shares at \$156.08	(\$39,332.16)
12/21/2023	HAP VANECK NATURAL RESOURCES ETF SALE VS PURCHASE TRADE	Sold -452.000 Shares at \$48.21	\$21,790.79

Activity Details continued on next page →

Account Statement Q4 2023

October 01, 2023-December 31, 2023

Account Ending in (9089)

Page 8 of 18

Activity Details continued

Income and Distributions and Reinvestments

Date	Security ID / Description	Transaction	Amount
10/02/2023	JEPIX JPMORGAN EQUITY PREMIUM INCOME CL I 092923 4,224.52000 AS OF 09/29/23	Cash Dividend	\$359.53
10/02/2023	JEPIX JPMORGAN EQUITY PREMIUM INCOME CL I REINVEST AT 13.270	Dividend Reinvest Quantity 27.093	(\$359.53)
10/02/2023	JIPIX JOHN HANCOCK STRATEGIC INCOME OPPTYS CL I 092923 2,559.71500 AS OF 09/29/23	Cash Dividend	\$67.56
10/02/2023	JIPIX JOHN HANCOCK STRATEGIC INCOME OPPTYS CL I REINVEST AT 9.500	Dividend Reinvest Quantity 7.112	(\$67.56)
10/02/2023	TIUSX JOHN HANCOCK INVESTMENT GRADE BOND CL I 092923 3,079.14200 AS OF 09/29/23	Cash Dividend	\$93.68
10/02/2023	TIUSX JOHN HANCOCK INVESTMENT GRADE BOND CL I REINVEST AT 8.660	Dividend Reinvest Quantity 10.818	(\$93.68)
10/02/2023	IJJ ISHARES S&P MID CAP 400 VALUE ETF 100223 214	Cash Dividend	\$122.93
10/02/2023	PDBZX PGIM TOTAL RETURN BOND CL Z 092923 2,419.59700 AS OF 09/29/23	Cash Dividend	\$107.81
10/02/2023	PDBZX PGIM TOTAL RETURN BOND CL Z REINVEST AT 11.380	Dividend Reinvest Quantity 9.474	(\$107.81)
10/13/2023	DIV GLOBAL X FUNDS SUPERDIVIDEND U S ETF 101323 1,047	Cash Dividend	\$109.94
10/31/2023	09999776 JPMORGAN U S GOVERNMENT MONEY MARKET FUND INVESTOR SHARES 103123 31,590	Cash Dividend	\$228.53
11/01/2023	JEPIX JPMORGAN EQUITY PREMIUM INCOME CL I 103123 1,903.66700 AS OF 10/31/23	Cash Dividend	\$285.96
11/01/2023	JEPIX JPMORGAN EQUITY PREMIUM INCOME CL I REINVEST AT 13.040	Dividend Reinvest Quantity 21.929	(\$285.96)
11/01/2023	JIPIX JOHN HANCOCK STRATEGIC INCOME OPPTYS CL I 103123 2,566.82700 AS OF 10/31/23	Cash Dividend	\$69.36
11/01/2023	JIPIX JOHN HANCOCK STRATEGIC INCOME OPPTYS CL I REINVEST AT 9.360	Dividend Reinvest Quantity 7.410	(\$69.36)

Activity Details continued on next page →

Account Statement Q4 2023

October 01, 2023-December 31, 2023

Account Ending in (9089)

Page 9 of 18

Activity Details continued

Income and Distributions and Reinvestments continued

Date	Security ID / Description	Transaction	Amount
11/01/2023	TIUSX JOHN HANCOCK INVESTMENT GRADE BOND CL I 103123 3,089.96000 AS OF 10/31/23	Cash Dividend	\$95.86
11/01/2023	TIUSX JOHN HANCOCK INVESTMENT GRADE BOND CL I REINVEST AT 8.470	Dividend Reinvest Quantity 11.318	(\$95.86)
11/01/2023	PDBZX PGIM TOTAL RETURN BOND CL Z 103123 2,429.07100 AS OF 10/31/23	Cash Dividend	\$119.21
11/01/2023	PDBZX PGIM TOTAL RETURN BOND CL Z REINVEST AT 11.150	Dividend Reinvest Quantity 10.691	(\$119.21)
11/16/2023	AAPL APPLE INC 111623 140	Cash Dividend	\$33.60
11/30/2023	09999776 JPMORGAN U S GOVERNMENT MONEY MARKET FUND INVESTOR SHARES 113023 34,213	Cash Dividend	\$133.53
12/01/2023	JEPIX JPMORGAN EQUITY PREMIUM INCOME CL I 113023 1,925.59600 AS OF 11/30/23	Cash Dividend	\$187.72
12/01/2023	JEPIX JPMORGAN EQUITY PREMIUM INCOME CL I REINVEST AT 13.550	Dividend Reinvest Quantity 13.854	(\$187.72)
12/01/2023	JIPIX JOHN HANCOCK STRATEGIC INCOME OPPTYS CL I 113023 2,574.23700 AS OF 11/30/23	Cash Dividend	\$68.79
12/01/2023	JIPIX JOHN HANCOCK STRATEGIC INCOME OPPTYS CL I REINVEST AT 9.740	Dividend Reinvest Quantity 7.063	(\$68.79)
12/01/2023	TIUSX JOHN HANCOCK INVESTMENT GRADE BOND CL I 113023 3,101.27800 AS OF 11/30/23	Cash Dividend	\$96.45
12/01/2023	TIUSX JOHN HANCOCK INVESTMENT GRADE BOND CL I REINVEST AT 8.850	Dividend Reinvest Quantity 10.898	(\$96.45)
12/01/2023	PSX PHILLIPS 66 120123 26	Cash Dividend	\$27.30
12/01/2023	PDBZX PGIM TOTAL RETURN BOND CL Z 113023 2,439.76200 AS OF 11/30/23	Cash Dividend	\$121.15
12/01/2023	PDBZX PGIM TOTAL RETURN BOND CL Z REINVEST AT 11.620	Dividend Reinvest Quantity 10.426	(\$121.15)

Activity Details continued on next page →

Account Statement Q4 2023

October 01, 2023-December 31, 2023

Account Ending in (9089)

Page 10 of 18

Activity Details continued

Income and Distributions and Reinvestments continued

Date	Security ID / Description	Transaction	Amount
12/06/2023	ADM ARCHER DANIELS MIDLAND COMPANY 120623 195	Cash Dividend	\$87.75
12/08/2023	DOW DOW INC 120823 207	Cash Dividend	\$144.90
12/11/2023	FCDIX FIDELITY ADVISOR STOCK SELECTOR SMALL CAP CL I 121123 917.46500	Cash Dividend	\$74.31
12/11/2023	FCDIX FIDELITY ADVISOR STOCK SELECTOR SMALL CAP CL I REINVEST AT 31.190	Dividend Reinvest Quantity 2.382	(\$74.31)
12/14/2023	RTX RTX CORP 121423 20	Cash Dividend	\$11.80
12/15/2023	TSN TYSON FOODS INC CL A 121523 50	Cash Dividend	\$24.50
12/20/2023	MQGIX MFS INTL GROWTH CL I 122023 947.04300	Short-Term Capital Gain	\$77.43
12/20/2023	MQGIX MFS INTL GROWTH CL I 122023 947.04300	Long-Term Capital Gain	\$440.99
12/20/2023	MQGIX MFS INTL GROWTH CL I 122023 947.04300	Cash Dividend	\$534.23
12/20/2023	MQGIX MFS INTL GROWTH CL I REINVEST AT 45.060	Dividend Reinvest Quantity 11.856	(\$534.23)
12/20/2023	MQGIX MFS INTL GROWTH CL I REINVEST AT 45.060	Dividend Reinvest Quantity 9.787	(\$440.99)
12/20/2023	MQGIX MFS INTL GROWTH CL I REINVEST AT 45.060	Dividend Reinvest Quantity 1.718	(\$77.43)
12/22/2023	RSP INVESCO S&P 500 EQUAL WEIGHT ETF 122223 185	Cash Dividend	\$112.68
12/22/2023	RSPG INVESCO EXCHANGE S&P 500 EQUAL WEIGHT ENERGY ETF 122223 274	Cash Dividend	\$177.58
12/22/2023	RSPH INVESCO S&P 500 EQUAL WEIGHT HEALTH CARE ETF 122223 718	Cash Dividend	\$35.81
12/22/2023	QQQM INVESCO NASDAQ 100 ETF 122223 351	Cash Dividend	\$133.62
12/22/2023	XMHQ INVESCO S&P MIDCAP QUALITY ETF 122223 656	Cash Dividend	\$107.91
12/22/2023	HAP VANECK NATURAL RESOURCES ETF 122223 452	Cash Dividend	\$722.39
12/27/2023	IJJ ISHARES S&P MID CAP 400 VALUE ETF 122723 214	Cash Dividend	\$116.03

Activity Details continued on next page →

Account Statement Q4 2023
 October 01, 2023-December 31, 2023
 Account Ending in (9089)

Activity Details continued

Income and Distributions and Reinvestments continued

Date	Security ID / Description	Transaction	Amount
12/29/2023	09999776 JPMORGAN U S GOVERNMENT MONEY MARKET FUND INVESTOR SHARES 122923 36,998	Cash Dividend	\$147.84

Inflows and Outflows

Date	Transaction	Description	Quantity	Amount
10/02/2023	Sweep (Shares Purchased) ²	JPMORGAN U S GOVERNMENT		\$122.93
10/10/2023	Sweep (Shares Redeemed) ²	JPMORGAN U S GOVERNMENT		(\$1,323.17)
10/16/2023	Sweep (Shares Purchased) ²	JPMORGAN U S GOVERNMENT		\$109.94
10/18/2023	Sweep (Shares Purchased) ²	JPMORGAN U S GOVERNMENT		\$61,437.52
10/20/2023	Sweep (Shares Redeemed) ²	JPMORGAN U S GOVERNMENT		(\$92,140.40)
10/31/2023	Sweep (Dividend Reinvest) ²	JPMORGAN U S GOVERNMENT		\$228.53
11/16/2023	Sweep (Shares Purchased) ²	JPMORGAN U S GOVERNMENT		\$2,269.70
11/17/2023	Sweep (Shares Purchased) ²	JPMORGAN U S GOVERNMENT		\$33.60
11/30/2023	Sweep (Dividend Reinvest) ²	JPMORGAN U S GOVERNMENT		\$133.53
11/30/2023	Sweep (Shares Purchased) ²	JPMORGAN U S GOVERNMENT		\$91.32
12/01/2023	Sweep (Shares Purchased) ²	JPMORGAN U S GOVERNMENT		\$27.30
12/06/2023	Sweep (Shares Purchased) ²	JPMORGAN U S GOVERNMENT		\$87.75
12/08/2023	Sweep (Shares Purchased) ²	JPMORGAN U S GOVERNMENT		\$144.90
12/15/2023	Sweep (Shares Purchased) ²	JPMORGAN U S GOVERNMENT		\$36.30
12/22/2023	Sweep (Shares Purchased) ²	JPMORGAN U S GOVERNMENT		\$1,992.46
12/26/2023	Sweep (Shares Purchased) ²	JPMORGAN U S GOVERNMENT		\$246.30
12/27/2023	Sweep (Shares Purchased) ²	JPMORGAN U S GOVERNMENT		\$116.03
12/29/2023	Sweep (Dividend Reinvest) ²	JPMORGAN U S GOVERNMENT		\$147.84

Activity Details continued on next page →

² Bank Deposit and Money Market Sweep transactions reflect the net of all transfers of free cash balance to and from your sweep on the date referenced.

Account Statement Q4 2023

October 01, 2023-December 31, 2023

Account Ending in (9089)

Page 12 of 18

Activity Details continued

Credits, Fees, and Other

Date	Security ID / Description	Transaction	Amount
10/09/2023	ADVISORY FEE	Fee	(\$1 323.17)

Dividends, Interest, Capital Gains, and Other Distributions Not Yet Paid

(Transactions are not final and are subject to change)

Closing Date	Transaction Type	Description/Security ID	Record Date	Quantity Rate	Amount of Payment
01/08/2024	Dividend	GLOBAL X U S INFRASTRUCTURE DEVELOPMENT ETF PAVE	12/29/2023	579.000 \$0.16	\$90.30
01/08/2024	Interest	GOLDMAN SACHS GROUP INC MEDIUM TERM NOTE CPN 3.850% DUE 07/08/24 DTD 07/08/14 FC 01/08/15 CALL 04/08/24 @ 100.000 38141EC23	12/23/2023	2,000.000 \$19.25	\$38.50
01/31/2024	Dividend	SPDR S&P 500 ETF SPY	12/18/2023	59.000 \$1.91	\$112.46

Rate of Return Summary

Net Invested Since 10/03/2014 \$380,124.99

Net Change Since 10/03/2014 \$201,620.23

	Inception Date	YTD	3 Year	Inception-to-Date	Inception-to-Date Annualized
Your Account	10/03/2014	12.37%	2.90%	48.40%	4.37%
Consumer Price Index		3.21%	5.70%	29.69%	2.85%
Bloomberg Barclays U.S. Aggregate Bond Index		5.53%	(3.29%)	14.51%	1.48%
Bloomberg Barclays Municipal Bond Index		6.40%	(0.40%)	25.07%	2.45%
S&P 500 Index		26.29%	10.26%	188.09%	12.14%
Russell 2000 Index		16.93%	2.14%	108.18%	8.26%
Russell 3000 Index		25.96%	8.73%	177.62%	11.69%
MSCI EAFE Index		15.21%	2.90%	54.71%	4.84%

Account Statement Q4 2023

October 01, 2023-December 31, 2023

Account Ending in (9089)

Page 13 of 18

Rate of Return Summary continued

	Inception Date	YTD	3 Year	Inception-to-Date	Inception-to-Date Annualized
MSCI Emerging Markets Index		10.27%	(4.66%)	32.44%	3.09%

Rate of Return data is net of Advisory Fees. Deduction of other fees and charges is not reflected in the figures above. Past performance is no guarantee of future results. "..." is indicative that the return is not available due to insufficient data.

Upcoming Events

		# Shares	% of Portfolio
VOTE BY	TSN TYSON FOODS, INC. Annual meeting	50.000	0.46
07			
FEB			

SEE UPCOMING
EVENTS & ACCESS
DOCUMENTS



Explore a new interactive version of this summary, access documents, and take action on important Shareholder voting rights.

Documents

Fund Documents

11/25/2023	IJJ ISHARES S&P MID-CAP 400 VALUE ETF	Semi-Annual Report
12/14/2023	HAP VANECK VECTORS NATURAL RESOURCES ETF	Supplement
12/29/2023	FCDIX FA STOCK SELECTOR SMALL CAP FUND CL I	Annual Report
12/29/2023	FCDIX FA STOCK SELECTOR SMALL CAP FUND CL I	Summary Prospectus
12/28/2023	RSPH INVESCO S&P 500 EQUAL WGT HLTH CARE ETF	Semi-Annual Report
12/28/2023	XMHQ INVESCO S&P MIDCAP QUALITY ETF	Semi-Annual Report
12/28/2023	RSPG INVESCO S&P 500 EQUAL WEIGHT ENERGY ETF	Semi-Annual Report
12/28/2023	RSP INVESCO S&P 500 EQUAL WEIGHT ETF	Semi-Annual Report
12/20/2023	XLB THE MATERIALS SELECT SECTOR SPDR FUND	Annual Report

Messages

Messages From LPL Financial

IMPORTANT INFORMATION ABOUT PURCHASE COST AND INVESTMENT GAIN/LOSS

When Purchase Cost is shown on an account it equals the Cost Basis of Equities and Mutual Funds acquired since your account was established with LPL, less any reinvested dividends and interest. The associated Investment Gain/Loss equals the current market value of all shares owned less the purchase cost.

YEAR-END ACCOUNT STATEMENTS/MULTIPLE FORM 1099s

This statement reflects only business conducted with your financial professional during the time LPL Financial acted as broker-dealer. If you transferred an account to LPL Financial from another broker-dealer during 2023 your previous firm(s) should send you one or more Form 1099s summarizing any reportable account activity that took place before your account was transferred to LPL Financial. If your account was converted from Pershing or a different clearing firm during 2023, you may also receive one or more Form 1099s from those clearing firms. Please be sure to include all Form 1099s when completing your tax returns.

POLICY FOR BENEFICIARY ACCOUNTS

Beneficiaries are required to open an account to receive any securities or cash from a deceased client's account. LPL generally will divide all securities and cash proportionately among the designated beneficiaries based on the allocations indicated by the account holder. However, this policy and procedure address specific situations, such as the treatment of securities remaining after the proportionate division of assets. You may visit lpl.com to learn more.

SETTLEMENT FEE

LPL passes through certain regulatory fees incurred by LPL as a result of executing the transaction on your behalf. This includes fees charged under Section 31 of the Securities Exchange Act for sell transactions in equities and options.

NON-TRANSFERABLE SECURITIES THAT ARE WORTHLESS

As part of our continuing effort to provide exceptional service, please be advised that LPL Financial will remove any non-transferable securities that are worthless from customer accounts. Your account may or may not be affected. Should you have any questions or concerns, please contact your financial professional.

ESTIMATED ANNUAL INCOME (EAI) AND ESTIMATED YIELD (EY)

EAI is calculated by taking the indicated annualized dividend and multiplying by the number of shares owned. EY is calculated by taking the EAI and dividing by the aggregate value of the shares owned. If no dividend information is available, no EAI or EY numbers will be generated. EAI and EY for certain types of securities could include a return of principal or capital gains in which case the EAI and EY would be overstated. EAI and EY are estimates and the actual income and yield might be lower or higher than the estimated amounts. Additionally the actual dividend or yield may vary depending on the security issuer's approval of paying the dividends. EY reflects only the income generated by an investment. It does not reflect changes in its price, which may fluctuate.

INFORMATION ABOUT THE RMD SECTION ON THIS STATEMENT

The RMD was calculated using two assumptions as approved by the IRS. The first assumption is that the sole beneficiary of your IRA is not a spouse more than 10 years younger than you. The second assumption is that the actual balance in your account referenced above as of December 31, 2022, is the correct balance to use in calculating your RMD. If these assumptions are not accurate, please contact your financial advisor for assistance with a new RMD calculation. The Internal Revenue Service (IRS) requires LPL Financial (LPL) to furnish you with this information about required minimum distributions (RMD). Once you reach age 73, you are required by the IRS to take annual RMDs from your retirement account. Your first RMD must be taken by April 1 of the year after you turn 73. Subsequent RMDs must be taken by December 31 of each year. If you are already satisfying your RMD elsewhere, you do not need to take a distribution from LPL. If you need to initiate a RMD from your LPL retirement account, please contact your financial advisor who can help you request this distribution.

IMPORTANT NOTE: If your IRA is holding assets whose values are not readily ascertainable on an established exchange or generally recognized market, your ability to rely upon the year-end account balance as a basis for computing the RMD for your LPL IRA will depend upon such balance reflecting the fair market value of such assets. Year-end valuation for these investments is usually not automated and may not become available until after December 31, 2022. We ask that you review the value shown for any such asset on your year-end account statement and provide any other valuation information you may have for such asset to your financial advisor, so that a new RMD calculation can be initiated. Please note that neither LPL Financial nor the Custodian of your IRA is responsible for any loss resulting from the valuation of any such asset. LPL Financial and your financial advisor do not provide legal or tax advice.

NOTICE OF AMENDMENT TO ACCOUNT AGREEMENT LIMITATION OF LIABILITY PROVISION

The Limitation of Liability section of your account agreement will be updated to clarify that this limitation will not apply to the extent losses are otherwise covered by the LPL Cyber Fraud Guarantee, which can be viewed at lpl.com.

NOTICE OF AMENDMENT TO ACCOUNT AGREEMENT TERMINATION PROVISION

Effective February 15, 2024, upon termination of your Account, if you do not provide instructions to LPL within 60 days to deliver the securities and funds held in your Account, LPL may at its discretion, among other actions, liquidate the account and disburse the funds to you by check, send certificates of each security to you by mail, or notify the transfer agent that we no longer custody or service your assets which will remain at the transfer agent until you instruct them otherwise. To view the complete Account Agreement, please search "Account Agreements and Account Packets" on lpl.com.

Account Statement Q4 2023

October 01, 2023-December 31, 2023

Account Ending in (9089)

Page 15 of 18

Messages From LPL Financial (continued)

REDUCTION IN EQUITIES TRANSACTION CHARGE

Effective January 20, 2024, the transaction charge listed on the Miscellaneous Account and Services Fee Schedule-Advisory for Equities (including Closed-end Funds) will be lowered from \$9 to \$7. The entire fee schedule can be viewed at www.lpl.com/disclosures/fee-schedules.html.

NOTICE OF AMENDMENT TO YOUR ACCOUNT AGREEMENT EFFECTIVE MARCH 16, 2024

We are writing to notify you of certain changes to your Account Agreement that will take effect March 16, 2024. Your account agreement allows us to amend the agreement upon notice to you of the changes. Your agreement will be amended to reflect the consolidation of the SAM I and SAM II programs into a single Strategic Asset Management ("SAM") program. Under the consolidated SAM program, going forward, SAM clients will pay transaction charges for the purchase and sale of certain securities in their SAM accounts unless their advisor elects to pay transaction charges on their behalf. The amendments will not impact your current arrangement with your advisor. The amount of those transaction charges is set forth in the revised SAM Account Agreement and accompanying fee schedule. Being subject to transaction charges results in higher fees and expenses and, as a result, reduces investment returns. If you have any questions about this change, please discuss them with your advisor.

To view the complete SAM Account Agreement and related Form ADV Program Brochure, please search "Account Agreements and Account Packets" on lpl.com.

ADVISORY FEES

The Advisory Fees shown in this report reflect annualized fees charged for the entire year. Because of deposits and withdrawals, tiered fee schedules, pro-ration of fees for new and terminated accounts, changes to fee rates, and fee credits, the Advisory Fee amount shown in this report may be different than a simple calculation of the Fee Rate times the quarter end account value divided by 4.

NOTICE OF AMENDMENT TO FORM ADV BROCHURE FOR LPL FINANCIAL

LPL Financial's Form ADV Brochures were updated to disclose that LPL entered into an Offer of Settlement with the Massachusetts Securities Division in connection with LPL's supervision of electronic signature practices at an LPL branch office in Massachusetts, resulting in a fine of \$250,000 and an undertaking to conduct an internal review of certain related policies and procedures. You may obtain a complete copy of the LPL Firm and Advisory Program Form ADV Brochures on the SEC's website at www.adviserinfo.sec.gov or the LPL Financial website at www.lpl.com.

LPL RELATIONSHIP SUMMARY AVAILABLE ONLINE

LPL financial professionals offer brokerage services, investment advisory services, or both, depending on their licenses. Brokerage and investment advisory services, and the fees we charge for them, differ, and it's important that you understand the differences. Our Relationship Summary explains the various services we offer, how we charge for those services, and conflicts of interest that exist when we provide our services. Please visit lpl.com/CRS to learn more.

IMPORTANT INFORMATION REGARDING ONLINE SERVICES TERMS AND CONDITIONS

The Online Services Terms and Conditions ("Terms") that govern the use of all electronic and online content, tools, products and services, including Account View ("Online Services") made available by LPL Financial LLC ("LPL"), either on LPL websites ("Sites") or by any other electronic devices or means, including mobile devices have been revised effective December 16, 2023. Your continued use of the Online Services following the effective date of revised Terms constitutes your acceptance of the revised Terms. If You do not agree to the revised Terms, do not continue to use the Online Services. The most current version of these Terms can be accessed at any time by selecting the Terms of Use link found in Account View.

IMPORTANT TAX INFORMATION FOR LPL RETIREMENT ACCOUNTS

Please carefully review all distribution and contribution information, as well as assets listed on this account statement to ensure accuracy. Please immediately report any discrepancies to your financial Professional. If you received retirement account distributions for 2023, we will mail your form 1099-R to you by January 31, 2024. If you made an IRA contribution for 2023, we will mail your Form 5498 to you by May 31, 2024. This account statement reports the Fair Market Value of your account as of December 31, 2023 and is for informational purposes only.

This information is being furnished to the Internal Revenue Service. If you hold a limited partnership or private placement in your retirement account, the valuation of these assets may not be final. If we receive updated valuations for these assets, you can find the updated fair market value on your current monthly statement. These values are obtained from sources deemed to be reliable, but are not guaranteed. Actual liquidation value received on the open market may be different from the Fair Market Value indicated.

Account Statement Q4 2023
October 01, 2023-December 31, 2023
Account Ending in (9089)

Page 16 of 18

Messages From LPL Financial (continued)

IRA CONTRIBUTIONS

When contributing to your LPL Financial Individual Retirement Account (IRA), be sure to include the following two items in your check's memo field:

- 1) The year for which you are contributing, and
- 2) Your account number.

If no year is indicated, we will designate the contribution as being made for the current calendar year. For Rollover IRA contributions please include a completed IRA contribution form to ensure proper tax reporting.

Investors may contribute each year to a Traditional IRA and a Roth IRA; however, the contribution for 2023 for all IRAs combined generally must not exceed \$6500 (\$7500 for investors 50 years old or older) or 100% of compensation, whichever is less. Married couples may contribute up to \$13,000 (\$15,000 for investors 50 years old or older) or 100% of compensation; whichever is less, provided total contributions to each spouse's IRA (s) do not exceed \$6500 (\$7,500 for investors 50 years old or older).

For 2024, IRA contribution limits will increase to \$7000 (\$8000 for investor 50 years or older).

Please consult with a tax advisor regarding eligibility. If you have additional questions, please contact your financial Professional.

Account Statement Q4 2023

October 01, 2023-December 31, 2023
Account Ending in (9089)

Page 17 of 18

ACCOUNT PROTECTION LPL Financial is a member of the Securities Investor Protection Corporation (SIPC). SIPC provides protection for your account up to \$500,000, of which \$250,000 may be claims for cash, in the unlikely event that LPL fails financially. SIPC protection limits apply to all accounts that you hold in a particular capacity. For example, if you hold two accounts at LPL as a sole account holder and third as a joint account holder, the two individual accounts are protected under SIPC up to a combined limit of \$500,000, and the joint account is protected under SIPC separately up to \$500,000. LPL Insured Cash Account (ICA) and LPL Deposit Cash Account (DCA) are not protected by SIPC. To get more information on SIPC, including an explanatory brochure, call SIPC directly at (202) 371-8300 or go to www.sipc.org. The account protection applies when an SIPC member firm fails financially and is unable to meet its obligations to securities clients, but it does not protect against losses from the rise and fall in the market value of investments.

ACCOUNT TYPES For further information regarding the types of accounts available at LPL Financial and the differences between brokerage and advisory accounts, please visit lpl.com and go to Disclosures > Form CRS. Our goal is to ensure that you feel fully informed about the account options available to you.

Adjusted Cost The cost basis of securities is subject to adjustment for return of capital, return of principal, original issue discount, bond premium, acquisition premium, market discount, partnership distribution, option premium, corporate action, and wash sale. Adjusted cost is used to calculate unrealized and realized gain or loss. When information is incomplete or missing, "N/A" is displayed and is treated as zero when calculating totals.

ADJUSTMENTS TO OPTION CONTRACTS As a general rule, corporate actions can result in an adjustment in the number of shares underlying an options contract, the exercise price, or both. Please review any adjustment to an option position. Contact your financial professional for further information about option contract adjustment or visit the Options Clearing Corporation (OCC) website to view Information Memos at <https://infomemo.theocc.com/infomemo/search>.

LPL FINANCIAL LLC is an affiliate of LPL Financial Holdings Inc.

AGENCY If your broker-dealer acts as your agent, or as agent for both you and another person in a transaction, the transaction details, including the identity of the seller or buyer and the source and amount of any fees or payments will be supplied upon written request.

ASSET-BACKED SECURITIES The actual yield from transactions in asset-backed securities (e.g., CMO, FNMA, FHLMC or GMNA transactions) may vary according to the rate at which the underlying assets or receivables are repaid. Information about yield factors is available from your financial professional on request.

CHANGE OF ADDRESS Please notify your financial professional or LPL Financial promptly in writing of any change of address.

CHANGES TO FINANCIAL SITUATION OR INVESTMENT OBJECTIVES Please contact your financial professional if there have been any changes to your financial situation or investment objectives, or if you wish to impose or modify any reasonable restrictions on the management of your account. Contacting your financial professional will ensure that you will continue to receive advice that is tailored to meet your needs.

Cost Basis For assets not purchased in the LPL account, you or the previous broker-dealer upon transfer may have provided the Date Acquired and Cost Basis of the position. If no such data was submitted, "N/A" is displayed. Liquidating transactions are automatically paired against holdings on a First In, First Out basis. Designating liquidations as "versus purchase" will cause the trade confirmation or other closed tax lot notification to reflect the selected closed tax lots. Since the cost basis on transferred securities may have been provided by another source, the cost basis information on your statement may not reflect accurate data or correspond to data on your trade confirmations. For accounts electing average cost, the total cost may be computed using a combination of averaged and non-averaged unit prices for eligible securities.

DISCREPANCIES Please notify both your financial professional and LPL Financial immediately of any discrepancies on your statement. If your financial professional is affiliated with another broker-dealer, you must notify them as well. Please see contact information on page 1 of this account statement. Additionally, any verbal communications should be reconfirmed in writing to each of the above parties to further protect your rights, including rights under the Securities Investor Protection Act.

FRACTIONAL SHARE LIQUIDATION For information on fractional share transactions, please refer to [LPL.com > Disclosures > Market & Trading Disclosures > Fractional Share Transactions](#).

FREE CREDIT BALANCES LPL Financial may use your free credit balances subject to the limitations of 17 CFR Section 240.15c3-3 under the Securities Exchange Act of 1934. You have the right to receive from us, upon demand in the course of normal business, the delivery of any free credit balances to which you are entitled, any fully paid securities to which you are entitled, and any securities purchased on margin upon full payment of any indebtedness to LPL Financial. Balances in Client Cash Account are free credit balances.

INVESTMENT RISK LPL Financial is not a bank, savings and loan, or credit union. Securities and Insurance offered through LPL and its affiliates are not FDIC, NCUA- or government-insured, not endorsed or guaranteed by LPL, its affiliates or any other financial institution, are not a deposit, and involve investment risk including possible loss of principal.

LPL INSURED BANK DEPOSIT SWEEP PROGRAMS Cash in the Insured Cash Account (ICA) and LPL Deposit Cash Account (DCA) programs is protected by the Federal Deposit Insurance Corporation (FDIC). LPL Financial allocates your money to the ICA program to banks in the order of the Priority Bank List, and to the DCA program to any bank on the Available Bank List. In increments up to the programs' disclosed amounts until your balance in each of the ICA and DCA programs is allocated to the program max. All banks are FDIC members. FDIC coverage is \$250,000 per depositor per bank (\$500,000 for joint account holders). More information on FDIC insurance is available on request, or by visiting www.fdic.gov. LPL Financial is not a bank. Unless otherwise disclosed, securities and other investments obtained through LPL Financial ARE NOT FDIC INSURED, ARE NOT BANK GUARANTEED AND MAY LOSE VALUE.

MARGIN ACCOUNT If you use margin, this statement combines information about your investment account(s) and a special miscellaneous account maintained for you under Section 220.6 of Regulation T issued by the Board of Governors of the Federal Reserve System. The permanent record of the separate account required by Regulation T is available for your inspection upon request.

MONEY MARKET FUNDS Money market fund transactions, if any, are displayed chronologically. The 30-day yield for the fund is also reflected as of the statement date.

MUNICIPAL MATERIAL DISCLOSURE Copies of any material disclosures for municipal bonds are available in the Electronic Municipal Market Access (EMMA) system at www.emma.msrb.org. To obtain specific municipal bond information, enter the nine-digit CUSIP number in the search field in the EMMA site. If you do not have access to the internet or would prefer a physical copy of the material disclosure, please contact your financial professional. Additional municipal bond information that may be available on www.emma.msrb.org includes, but is not limited to, advance refunding documents, continuing disclosures including annual financial statements and notices of material events, real-time and historical trade data, daily market statistics, and education material.

N/A or "-" Data Information that displays as N/A or "-" is missing or incomplete and is treated as zero when calculating totals.

OPTION CLIENTS Information on commissions and other charges incurred in connection with the execution of options transactions are included in the transaction confirmations provided to you. They are available upon request. Promptly advise your financial professional of any material change in your investment objectives or financial situation.

PRICING Prices shown should only be used as a general guide to portfolio value and may vary from actual liquidation value. We receive prices from various services, which are sometimes unable to provide timely information. Where pricing sources are not readily available, estimated prices may be generated by a matrix system or market driven-pricing model, taking various factors into consideration. Information that displays as N/A or "-" is missing or incomplete and is treated as zero when calculating totals.

PRINCIPAL If your broker-dealer is acting as principal in a transaction, your broker-dealer has sold to you or bought from you the security, and may have received a profit from the transaction.

Purchase Cost The cost of assets purchased in the LPL account, excluding the cost of assets acquired by reinvested dividends and interest. The amount includes trade fees and commissions and excludes any accrued interest paid at purchase. The amount is subject to adjustment for return of capital, return of principal, original issue discount, bond premium, acquisition premium, market discount, partnership distribution, option premium, corporate action, and wash sale. For transferred securities, the amount could be the purchase amount or the adjusted cost amount you or the former institution provided to us. Transferred securities may not be included in Purchase Cost. When information is incomplete or missing, "N/A" is displayed and is treated as zero when calculating totals.


REGULATION AII transactions are subject to the constitution, rules, regulations, customs, usages, rulings and interpretations of the exchange or market and its clearing house, if any where the transactions are executed, and of the Financial Industry Regulatory Authority (FINRA).

REINVESTMENT The dollar amount of mutual fund distributions, money market fund income, or dividends on other securities on your statement may have been reinvested in additional shares. You will not receive confirmations for these reinvestment transactions. However, you may request information on these transactions by writing to LPL Financial. LPL will also, if requested, furnish you with the time of execution and the name of the person from whom your security was purchased.

REVENUE SHARING LPL may have a fee arrangement with the investment advisor or distributor ("sponsor") of the mutual fund you have purchased, called revenue-sharing. In such case, the sponsor pays LPL a fee based on the amount of your purchase, and LPL provides marketing support to the sponsor and allows the sponsor to access your financial professional so that the sponsor can promote such mutual funds. This arrangement gives LPL a financial incentive to have LPL clients invest in participating mutual funds instead of funds whose sponsor do not make such payments to LPL. Although your financial professional does not share in this compensation, this conflict of interest affects the ability of LPL to provide you with unbiased, objective investment advice concerning the selection of mutual funds for your account. This could mean that other mutual funds, whose sponsors do not make revenue sharing payments, may be more appropriate for your account than the mutual funds whose sponsors make revenue sharing payments to LPL. For a complete list of the participating sponsors, and the range of fee payments, please visit [LPL.com > Disclosures > Account Disclosures, Agreements, Fee Schedules & Conflicts of Interest > Third Party Compensation and Related Conflicts of Interest](#).

SWEEP OPTION Your account may provide for a daily sweep in an insured bank deposit sweep program-either LPL Insured Cash Account (ICA) or LPL Deposit Cash Account (DCA)-or a money market mutual fund. The balance in the ICA, DCA or money market mutual fund sweep may be liquidated on the customer's order and the proceeds returned to the securities account, or remitted to the customer. If you have any questions about your sweep option, including rates of the depository institutions currently participating in the sweep option, or you would like to change your sweep option, please contact your financial professional.

TRADING AWAY POLICY Additional information regarding trading practices of equity portfolio managers on Manager Select and Manager Access Select is available on [LPL.com > Disclosures > Market & Trading Disclosures > Third-Party Portfolio Manager Trading Practices](#).



Account Performance Information

This report details performance of your advisory account with LPL Financial. Returns reflect the historic performance of the account and include the performance of all investment styles of the portfolio manager(s) selected since account inception. Returns are expressed as a percentage, calculated on a time-weighted basis and presented net of the advisory fees and any applicable transaction charges. The impact of other fees and charges is not reflected. The performance of the benchmark represents the historic performance of only the benchmark, which corresponds with the currently selected investment style, and does not reflect the deduction of any fees. Past performance is no guarantee of future results.

If the investment style chosen is a multi-discipline or multi-model portfolio, the benchmark displayed represents the blended benchmark for the investment style chosen and is calculated using a weighted average of the indices, in the percentages specified rebalanced monthly, as noted in the chart below.

Index Based Benchmarks

You should consider the following points when comparing account performance to benchmark or other indices that may be displayed. The benchmarks above are calculated using the month-end value of the index for each day of the month, rather than the actual daily value of the index. In addition, several of the other indices, which may be displayed, only publish performance figures monthly. Since the account performance is displayed for the actual number of days the account was opened, you should consider this disparity in time periods for the initial period when comparing account performance to the indices.

This report has been prepared from data believed reliable but no representation is made as to accuracy or completeness. We urge you to compare the account information (e.g., market values, transactions, inflows, outflows and advisory fees) in this report with the information provided in the account statements you receive from LPL Financial as the custodian of the assets in your account.

Report calculations and figures should not be relied upon for tax purposes. Your financial professional does not provide tax advice. For tax advice, please contact your tax advisor.

Indices and benchmarks are unmanaged and cannot be invested into directly. If you need additional information regarding the indices and benchmarks that may be displayed, please contact your financial professional.

Consumer Price Index - is a measure of the average change over time adjusted 1-month lag in the prices paid by urban consumers for a market basket of consumer goods and services.

Bloomberg Barclays U.S. Aggregate Bond Index - is a market value-weighted index that tracks the daily price, coupon, pay-downs, and total return performance of fixed-rate, publicly placed, dollar-denominated, and non-convertible investment grade debt issues with at least \$250 million par amount outstanding and with at least one year to final maturity.

Bloomberg Barclays Municipal Bond Index - is considered representative of the broad market for investment grade, tax-exempt bonds with a maturity of at least one year.

S&P 500 Index - is a market capitalization-weighted index of 500 stocks designed to measure performance of the broad domestic economy through changes in the aggregate market value of 500 stocks representing all major industries.

Russell 2000 Index - measures the performance of the small-cap segment of the U.S. equity universe. The Russell 2000 Index is a subset of the Russell 3000 Index representing approximately 8% of the total market capitalization of that index. It includes approximately 2,000 of the smallest securities based on a combination of their market cap and current index membership.

Russell 3000 Index - measures the performance of the largest 3000 U.S. companies representing approximately 98% of the investable U.S. equity market.

MSCI EAFE Index - is a free float-adjusted market capitalization weighted index that is designed to capture performance of the full opportunity set of large- and mid-cap stocks across all developed markets, except the US and Canada.

MSCI Emerging Markets Index - captures large and mid cap representation across 26 Emerging Markets (EM) countries. The index covers approximately 85% of the free float-adjusted market capitalization in each country.



Brokerage
 Account Statement

December 1, 2023 - December 31, 2023
 Account Number: WAB-121245

* 0099342 02 AV 0.495 02 TR 00453 X110PD08 000000
 FREDERICK PHILIP TALDO JR TTEE
 MARY ANN TALDO TTEE
 FREDERICK PHILIP TALDO JR REV
 U/A DTD 09/28/99
 3980 TAHOE CIRCLE DR
 SPRINGDALE AR 72762-7430

Portfolio at a Glance

	This Period	Year-to-Date
BEGINNING ACCOUNT VALUE	\$193,534.18	\$183,555.71
Withdrawals (Cash & Securities)	0.00	-5,030.40
Dividends, Interest and Other Income	106.56	3,086.47
Net Change in Portfolio¹	4,582.51	16,611.47
ENDING ACCOUNT VALUE	\$198,223.25	\$198,223.25
Accrued Interest	\$0.00	
Account Value with Accrued Interest	\$198,223.25	\$3,099.14
Estimated Annual Income		
¹ Net Change in Portfolio is the difference between the ending account value and beginning account value after activity.		

Your Client Advisor:
 JERRY ROBERTS
 (479) 757-8531

The Bank Deposits in your account are not eligible for SIPC coverage.
 Bank Deposit Sweep Products automatically deposit the available balance in your account into Federal Deposit Insurance Corporation (FDIC) member insured depository institutions (IDIs), where swept balances receive pass through FDIC insurance coverage through those IDIs. Balances in Bank Deposit Sweep Products are not considered securities and are not eligible for coverage by the Securities Investor Protection Corporation (SIPC).

Additional Information

Description	This Period	Year-to-Date
Securities Bought and Sold	-\$100.25	-\$16,743.54

Summary of Gains and Losses

	Realized This Period	Realized Year-to-Date	Unrealized
Short-Term Gain/Loss	0.00	0.00	1,261.78
Long-Term Gain/Loss	0.00	0.00	83,306.01
Net Gain/Loss	0.00	0.00	84,567.79

This summary excludes transactions where cost basis information is not available.



Rated Excellent
 Every Year Since 2007
 DAILY RATED COMMUNICATIONS
 EXCELLENCE

Clearing through Perich LLC, a wholly owned
 subsidiary of The Bank of New York Mellon
 Corporation (BNY Mellon)
 Bank of NY, LLC (Member FINRA, NYSE, SIPC)

Client Service Information

Your Client Advisor: IDS
 JERRY ROBERTS
 3858 S THOMPSON
 SPRINGDALE AR 72765

Contact Information
 Business: (479) 757-8531

Client Service Information
 Web Site: WWW.ARVEST.COM

Your Account Information

INVESTMENT OBJECTIVE

Investment Objective: GROWTH
 Risk Exposure: MODERATE RISK
 Please review your investment objective. If you wish to make a change or have any questions please contact your Client Advisor.

TAX LOT DEFAULT DISPOSITION METHOD

Default Method for Mutual Funds: First In First Out
 Default Method for Stocks in a Dividend Reinvestment Plan: First In First Out
 Default Method for all Other Securities: First In First Out
BOND AMORTIZATION ELECTIONS
 Amortize premium on taxable bonds based on Constant Yield Method: Yes
 Accrual market discount method for all other bond types: Constant Yield Method
 Include market discount in income annually: No

ELECTRONIC DELIVERY

You have not enrolled any documents for electronic delivery. The following documents are available for electronic delivery:
 Statements and Reports Notifications Tax Documents
 Trade Confirmations Prospectus Proxy/Shareholder Communications
 Please log in to your account or contact your Client Advisor to make any changes to your electronic delivery preferences.

Portfolio Holdings

Opening Date	Quantity	Account Number	Activity Ending	Opening Balance	Closing Balance	Accrued Income	Income This Year	30-Day Yield	Current Yield
CASH, MONEY FUNDS AND BANK DEPOSITS 1.00% of Portfolio									
FDIC Eligible Bank Deposits									
LIQUID INSURED DEPOSITS									
12/01/23	2,865.4900	N/A	12/29/23	2,859.18	2,865.49	2.97	122.01	N/A	N/A
Total FDIC Eligible Bank Deposits				\$2,859.18	\$2,865.49	\$2.97	\$122.01		
TOTAL CASH, MONEY FUNDS AND BANK DEPOSITS				\$2,859.18	\$2,865.49	\$2.97	\$122.01		

Account Number: WAB-121245

A01914831K0P-SD



Rated Excellent
 Every Year Since 2007
 DALBAR RATED COMMUNICATIONS
 EXCELLENCE

Operating through Perking LLC, a wholly owned
 subsidiary of The Bank of New York Mellon
 Corporation (BNY Mellon)
 Perking LLC, member FINRA, NYSE, SIPC

Portfolio Holdings (continued)

* Noncovered under the cost basis rules as defined below.

Generally, securities acquired before 2011, in retirement accounts or held by Non-U.S. entities are not subject to the cost basis reporting rules set forth in the Internal Revenue Code of 1986, as amended by the Emergency Economic Stabilization Act of 2008, and are marked as "noncovered". Securities marked as "covered", were identified as securities potentially subject to the cost basis reporting rules and may be reported to the IRS on form 1099-B for the applicable tax year in which the securities are disposed.

Note: In the event where we cannot easily determine the taxability of an account, we may mark the account as noncovered. However, if the account does not receive a 1099B, the cost basis will not be reported to the IRS.

3. *Either all or a portion of the cost basis of this security has been provided to us by you or your introducing firm and Pershing makes no representation as to the accuracy of this information.*
5. *Unrealized gains and losses are not reported for securities for which cost basis or market value is not available.*
- Y. *This line is an aggregation of shares in this position, representing shares acquired at different times and/or dates. This summary is a sum of these shares and does not represent cost basis calculated using the average cost accounting method.*

Portfolio Holdings Disclosures

Pricing

This section includes the net market value of the securities in your account on a settlement date basis, including short positions, at the close of the statement period. The market prices, unless otherwise noted, have been obtained from independent vendor services, which we believe to be reliable. In some cases the pricing vendor may provide prices quoted by a single broker or market maker. Market prices do not constitute a bid or an offer, and may differ from the actual sale price. Securities for which a price is not available are marked "N/A" and are omitted from the Total.

THE AS OF PRICE DATE ONLY APPEARS WHEN THE PRICE DATE DOES NOT EQUAL THE STATEMENT DATE.

Estimated Annual Figures

The estimated annual income (EAI) and estimated annual yield (EAY) figures are estimates and for informational purposes only. These figures are not considered to be a forecast or guarantee of future results. These figures are computed using information from providers believed to be reliable; however, no assurance can be made as to the accuracy. Since interest and dividend rates are subject to change at any time, and may be affected by current and future economic, political, and business conditions, they should not be relied on for making investment, trading, or tax decisions. These figures assume that the position quantities, interest and dividend rates, and prices remain constant. A capital gain or return of principal may be included in the figures for certain securities, thereby overstating them. Refer to www.pershing.com/disclosures for specific details as to formulas used to calculate the figures. Accrued interest represents interest earned but not yet received.

Reinvestment

The dollar amount of Mutual Fund distributions, Money Market Fund dividend income, Bank Deposit interest income, or dividends for other securities shown on your statement may have been reinvested. You will not receive confirmation of these reinvestments. Upon written request to your financial institution, information pertaining to these transactions, including the time of execution and the name of the person from whom your security was purchased, may be obtained. In dividend reinvestment transactions, Pershing acts as your agent and receives payment for order flow.

Option Disclosure

Information with respect to commissions and other charges incurred in connection with the execution of option transactions has been included in confirmations previously furnished to you. A summary of this information is available to you promptly upon your written request directed to your introducing firm. In order to assist your introducing firm in maintaining current background and financial information concerning your option accounts, please promptly advise them in writing of any material change in your investment objectives or financial situation. Expiring options which are valuable are exercised automatically pursuant to the exercise by exception procedure of the Options Clearing Corporation. Additional information regarding this procedure is available upon written request to your introducing firm.



December 1, 2023 - December 31, 2023
 FREDERICK PHILIP TALDO JR TTEE

Portfolio Holdings Disclosures (continued)

Foreign Currency Transactions
 Pershing will execute foreign currency transactions as principal for your account. Pershing may automatically convert foreign currency to or from U.S. dollars for dividends and similar corporate action transactions unless you instruct your financial organization otherwise. Pershing's currency conversion rate will not exceed the highest interbank conversion rate identified from customary banking sources on the conversion date or the prior business day, increased by up to 1%, unless a particular rate is required by applicable law. Your financial organization may also increase the currency conversion rate. This conversion rate may differ from rates in effect on the date you executed a transaction, incurred a charge, or received a credit. Transactions converted by agents (such as depositaries) will be billed at the rates such agents use.

Proxy Vote
 Securities not fully paid for in your margin account may be lent by Pershing to itself or others in accordance with the terms outlined in the Margin Agreement. The right to vote your shares held on margin may be reduced by the amount of shares on loan. The Proxy Voting Instruction Form sent to you may reflect a smaller number of shares entitled to vote than the number of shares in your margin account.

Variable Rate Securities
 Interest rate data for certain complex and/or variable rate securities is provided to Pershing by third-party data service providers pursuant to contractual arrangements. Although we seek to use reliable sources of information, the accuracy, reliability, timeliness, and completeness of interest rate data may vary sometimes, particularly for complex and/or variable rate securities and those with limited or no secondary market. As a result, we can offer no assurance as to the accuracy, reliability, timeliness, or completeness of interest rate data for such securities. Pershing may also occasionally make interest rate updates and adjustments based on its reasonable efforts to obtain accurate, reliable, timely, and/or complete interest rate data from other data sources, but we can similarly provide no assurance that those rates or adjustments will be accurate, reliable, timely, or complete.

When updated interest rate data is received from a third-party data service provider or adjusted by Pershing, the updated data will be reflected in various sources where interest rate data is used or viewed, including both paper and electronic communications and data sources. Prior use or communication of interest rate-related data will not be revised. Since variable interest rates may be subject to change at any time and are only as accurate as the data received from third-party data service providers or otherwise obtained by Pershing, interest rate data should not be relied on for making investment, trading, or tax decisions. All interest rate data and other information derived from and/or calculated using interest rates are not warranted as to accuracy, reliability, timeliness, or completeness and are subject to change without notice. Pershing disclaims any responsibility or liability to the fullest extent permitted by applicable law for any loss or damage arising from any reliance on or use of the interest rate data or other information derived from and/or calculated using interest rates in any way. You should request a current valuation for your securities from your financial adviser or broker prior to making a financial decision or placing an order or requesting a transaction in these securities.

Transactions in Date Sequence

Process/ Settlement Date	Activity Type	Description	Quantity	Price	Accrued Interest	Amount	Currency
12/15/23	CASH DIVIDEND RECEIVED TSN	2045828 SHRS TYSON FOODS INC CL A RD 12/01 PD 12/15/23				100.25	USD
12/15/23	REINVEST CASH INCOME TSN	TYSON FOODS INC CL A PURCHD @ \$50.200000 RD 12/01 PD 12/15/23	1.9970			-100.25	USD

Account Number: WAB-121245
 A01948651 R03D 50



Dated Each Month
 Every Year Since 2007
 DALSAR RATED COMMUNICATIONS
 EXCELLENCE

Clearing through Pershing LLC, a wholly owned subsidiary of The Bank of New York Mellon Corporation (BNY Mellon)
 Pershing LLC member, F IZA, NYSE, SPC



Transactions in Date Sequence (continued)

Process/ Settlement Date	Activity Type	Description	Quantity	Price	Accrued Interest	Amount	Currency
12/18/23	FDIC INSURED BANK DEPOSITS INTEREST REINVESTED	LIQUID INS DEPOSITS INTEREST REINVESTED				-6.31	USD
12/18/23	PER982573 FDIC INSURED BANK DEPOSITS INTEREST RECEIVED	LIQUID INS DEPOSITS INTEREST CREDITED				6.31	USD

Total Value of Transactions \$0.00 USD

The price and quantity displayed may have been rounded.

Income and Expense Summary

	Taxable	Current Period Non Taxable	Taxable	Year-to-Date Non Taxable
Dividend Income				
Equities	100.25	0.00	2,964.46	0.00
Interest Income				
FDIC Eligible Bank Deposits	6.31	0.00	122.01	0.00
Total Income	\$106.56	\$0.00	\$3,086.47	\$0.00

Cash Not Yet Received

Security	Record Date	Payable Date	Quantity Held	Rate	Dividend Option	Amount of Payment
WALMART INC COM	12/08/23	01/02/24	1,072,9147	0.570000	To be reinvested	611.56
Total Cash Not Yet Received						\$611.56

Assets shown here are not reflected in your account. This information has been received from sources we believe to be reliable. Pershing does not guarantee the accuracy of the information.

Account Number: WAB-121245
A019385C1R0023D



Rated Excellent
Every Year Since 2007
DOLBAR RATED COMMUNICATIONS
EXCELLENCE

Clearing through Pershing LLC, a wholly owned
subsidiary of The Bank of New York Mellon
Corporation (BNY Mellon)
Pershing LLC, member FINRA, NYSE, SIPC

December 1, 2023 - December 31, 2023
 FREDERICK PHILIP TALDO JR TTEE

FDIC Eligible Bank Deposits

Date	Activity Type	Description	Amount	Balance
Sweep FDIC Eligible Bank Deposits				
LIQUID INSURED DEPOSITS				
Activity Ending: 12/29/23				
12/01/23	Opening Balance		2,859.18	2,865.49
12/17/23	Deposit	INTEREST CREDITED	6.31	2,865.49
12/18/23		YIELD 2.52%		2,865.49
		Axos Bank		
		A/O 12/18	\$2,865.49	
12/29/23	Closing Balance			\$2,865.49
Total FDIC Eligible Bank Deposits				\$2,865.49

The Bank Deposit Sweep Product (Product) itself is NOT FDIC-insured. Rather, through the Product, the available balance in your Account is swept into deposit accounts at various participating banks, which are all FDIC member insured depository institutions (IDIs). Those balances held at the participating IDIs are eligible for pass-through FDIC insurance coverage up to the current maximum deposit insurance amount of \$250,000 per eligible depositor at each IDI, for each eligible category of ownership or capacity, pursuant to FDIC regulations. Balances in Bank Deposit Sweep Products are not considered securities and are not eligible for coverage by the Securities Investor Protection Corporation (SIPC). Please review the product disclosure for more detailed information on the application of FDIC insurance coverage on your Product balance.

Messages

Although a money market mutual fund (money fund) seeks to preserve the value of your investment at \$1 per share, it is possible to lose money by investing in a money fund. Shares of a money fund or the balance of a bank deposit product held in your brokerage account may be liquidated upon request with the proceeds credited to your brokerage account. Please see the money fund's prospectus or the bank deposit product's disclosure document or contact your advisor for additional information. Pursuant to SEC Rule 10b-10(b)(1) confirmations are not sent for purchases into money funds processed on the sweep platform. Pursuant to applicable regulation, account statements will be produced monthly or quarterly. Balances in Federal Deposit Insurance Corporation (FDIC)-insured bank deposit sweep products are not protected by Securities Investor Protection Corporation (SIPC). THE SWEEP PRODUCT USED IN YOUR ACCOUNT AUTOMATICALLY DEPOSITS ANY AVAILABLE CASH BALANCE INTO FEDERAL DEPOSIT INSURANCE CORPORATION (FDIC) MEMBER BANKS. FDIC-INSURED BANK DEPOSITS ARE NOT PROTECTED BY SECURITIES INVESTOR PROTECTION CORPORATION (SIPC). WITH REGARD TO PRODUCTS THAT MAY BE AVAILABLE AS SWEEP OPTIONS, YOU MAY VIEW CURRENT YIELDS ON CERTAIN MONEY MARKET FUNDS AND FDIC-INSURED BANK DEPOSIT SWEEP PRODUCTS AS WELL AS CURRENT BANK LISTS BY VISITING <https://www.pershing.com/us/en/rates.html>. PLEASE NOTE THAT WE MAY NOT OFFER ALL OF THE SWEEP OPTIONS LISTED ON THE PERSHING WEBSITE AND THE BANKS PARTICIPATING IN THESE PRODUCTS ARE SUBJECT TO CHANGE. YOUR STATEMENT WILL SHOW THE SPECIFIC BANKS TO WHICH YOUR SWEEP BALANCE HAS BEEN ALLOCATED. WHILE WE WILL ATTEMPT TO PROVIDE YOU WITH ADVANCE NOTICE OF CHANGES TO BANKS WHEN PRACTICABLE VIA A MESSAGE ON YOUR STATEMENT, THE WEBSITE WILL ALWAYS CONTAIN THE MOST CURRENT BANK LISTS.

THE FOLLOWING BANK HAS RECENTLY BEEN REMOVED FROM THE LIQUID INSURED DEPOSITS BANK LIST - Capital One Bank

Please note the following information for Pershing's 2023 IRS Form 1099 (B, DIV, INT, MISC and OID): Your Form 1099 will be delivered in the first months of the year, beginning January 31, 2024. By February 15, you will be mailed either your Form 1099 or a special Pending 1099 Notice. The Pending 1099 Notice will be sent if we have not received and processed final information from issuers and trustees of securities that you hold by the as of date of the February 15 1099 mailing. You will also be sent the notice if your information is



099342 X110P08 058701

Messages (continued)

still being reviewed and finalized. The notice will inform you of the securities that are pending final reporting and provides the anticipated mail date of your 1099. Your 1099 will be mailed no later than March 15, 2024.

Transition to Trade Date plus One (T1) Settlements

The U.S. will adopt a shortened settlement timeframe beginning with trade date May 28, 2024, for equities, corporate, municipal bonds and unit investment trusts. Moving from a T2 to a T1 settlement cycle will provide faster access to sale proceeds, but it also means that funds will be due on purchase transactions earlier.

eDelivery

Eliminate paper and save natural resources with digital adoption. Electronic delivery (eDelivery) is faster, convenient and more secure. We offer eDelivery for account statements, prospectus documents, proxy or shareholder communications, tax documents, trade confirmations and more.

To enroll, log in to your brokerage account and look for the one-click eDelivery pop-up or simply select 'Go Paperless' at the top of any page and follow the on-screen prompts for set-up your preferences. Enrollment can be activated as quickly as the day you register, and you will be notified when documents are available in an online, password-protected portal. Contact your financial professional if you have any questions about any of our digital tools.

Asset Classification

	Current Period Value	Percent
CASH, MONEY FUNDS AND BANK DEPOSITS		
FDIC Eligible Bank Deposits	2,865.49	
TOTAL CASH, MONEY FUNDS AND BANK DEPOSITS	2,865.49	1%
EQUITY		
Small Value	128.60	
Mid-Cap Growth	14,980.50	
Large Value	180,248.66	
TOTAL EQUITY	195,357.76	99%
TOTAL ASSETS	198,223.25	100%

Asset Classification Information contained in this section is supplied by Arvest Wealth Management ©. All rights reserved. Information on asset classification (1) is proprietary to Arvest Wealth Management and/or its content providers; (2) may not be copied or distributed; and (3) is not warranted to be accurate, complete or timely. Neither Arvest Wealth Management nor its content providers are responsible for any damages or losses arising from any use of this information.

Account Number: WAB-121245

A01938001 R00P-50



Award Excellence
Every Year Since 2007
DATA DRIVEN COMMUNICATIONS
EXCELLENCE

Created through Perishing LLC, a wholly-owned
subsidiary of The Bank of New York Mellon
Corporation (BNY Mellon)
Perishing LLC, member FINRA, NYSE, SIPC

December 1, 2023 - December 31, 2023
FREDERICK PHILIP TALDO JR TTEE

Important Information and Disclosures

The Role of Pershing

- Pershing LLC, member FINRA, NYSE, carries your account as clearing broker pursuant to a clearing agreement with your financial institution.** Pershing is not responsible or liable for any acts or omissions of your financial institution or its employees and it does not supervise them. Pershing provides no investment advice nor does it assess the suitability of any transaction or order. Pershing acts as the agent of your financial institution and you agree that you will not hold Pershing or any person controlling or under common control with it liable for any investment losses incurred by you.
 - Pershing performs several key functions at the direction of your financial institution. It acts as custodian for funds and securities you may deposit with it directly or through your financial institution or that it receives as the result of securities transactions it processes.
 - Your financial institution is responsible for adherence to the securities laws, regulations and rules which apply to it regarding its own operations and the supervision of your account, its sales representatives and other personnel. Your financial institution is also responsible for approving the opening of accounts and obtaining account documents; the acceptance and, in certain instances, execution of securities orders; the assessment of the suitability of those transactions, where applicable; the rendering of investment advice, if any, to you and in general, for the ongoing relationship that it has with you.
 - Inquiries concerning the positions and balances in your account may be directed to the **Pershing Customer Service Department at (201) 413-3333**. All other inquiries regarding your account or activity should be directed to your financial institution. Your financial organization's contact information can be found on the first page of this statement.
 - For a description of other functions performed by Pershing please consult the Disclosure Statement provided to you upon the opening of your account. This notice is not meant as a definitive enumeration of every possible circumstance, but as a general disclosure. If you have any questions regarding this notice or if you would like additional copies of the Disclosure Statement, please contact your financial institution.
 - Pershing is a member of the Securities Investor Protection Corporation (SIPC®). Please note that SIPC does not protect against loss due to market fluctuation. In addition to SIPC protection, Pershing provides coverage in excess of SIPC limits. For more detailed information please visit: www.pershing.com/about/strength-and-stability.
 - This statement will be deemed conclusive. You are advised to report any inaccuracy or discrepancy (including unauthorized trading) promptly, but no later than ten days after receipt of this statement, to your financial organization and Pershing. Please be advised that any oral communication should be re-confirmed in writing to further protect your rights, including your rights under the Securities Investor Protection Act.
 - Your financial organization's contact information can be found on the first page of this statement. Pershing's contact information is as follows: **Pershing LLC, Legal Department, One Pershing Plaza, Jersey City, New Jersey 07399; (201) 413-3330**. Errors and Omissions excepted.
- Important Arbitration Disclosures**
- All parties to this agreement are giving up the right to sue each other in court, including the right to a trial by jury, except as provided by the rules of the arbitration forum in which a claim is filed.
 - Arbitration awards are generally final and binding; a party's ability to have a court reverse or modify an arbitration award is very limited.
 - The ability of the parties to obtain documents, witness statements and other discovery is generally more limited in arbitration than in court proceedings.
 - The arbitrators do not have to explain the reason(s) for their award, unless, in an eligible case, a joint request for an explained decision has been submitted by all parties to the panel at least 20 days prior to the first scheduled hearing date.
 - The panel of arbitrators will typically include a minority of arbitrators who were or are affiliated with the securities industry.
 - The rules of some arbitration forums may impose time limits for bringing a claim in arbitration. In some cases, a claim that is ineligible for arbitration may be brought in court.
 - The rules of the arbitration forum in which the claim is filed, and any amendments thereto, shall be incorporated into this agreement.
- Important Arbitration Agreement**
- Any controversy between you and Pershing LLC shall be submitted to arbitration before the Financial Industry Regulatory Authority. No person shall bring a putative or certified class action to arbitration, nor seek to enforce any predispute arbitration agreement against any person who has initiated in court a putative class action, who is a member of a putative class who has not opted out of the class with respect to any claims encompassed by the putative class action until: (I) the class certification is denied; (II) the class is decertified; or (III) the client is excluded from the class by the court. Such forbearance to enforce an agreement to arbitrate shall not constitute a waiver of any rights under this agreement except to the extent stated herein. The laws of the State of New York govern.

Account Number: WAB-17245
4017 JUSX WAB-9D



Rated Excellent
Every Year Since 2007
DALLAR RATED COMMUNICATIONS
EXCELLENCE

Clearing through Pershing LLC, a wholly owned
subsidiary of The Bank of New York Mellon
Corporation (BNY Mellon)
Pershing LLC member FINRA NYSE SIPC



Important Information and Disclosures (continued)

Important Arbitration Agreement (continued)

Pershing's contact information is as follows: **Pershing LLC, Legal Department, One Pershing Plaza, Jersey City, New Jersey 07399, (201) 413-3330.**

Account Number: WAB-121245

401238053100P-SD



Rated Excellent
Every Year Since 2007
DALBAR RATED COMMUNICATIONS
EXCELLENCE

Clearing through Pershing LLC, a wholly owned
subsidiary of The Bank of New York Mellon
Corporation (BNY Mellon)
Pershing LLC member FINRA, NYSE, SIPC

TERMS AND CONDITIONS

TRANSACTIONS

- ALL ORDERS AND TRANSACTIONS SHALL BE SOLELY FOR YOUR ACCOUNT AND RISK SHALL BE SUBJECT TO THE CONSTITUTION, RULES, REGULATIONS, CUSTOMS, USAGES, RULINGS AND INTERPRETATIONS OF THE EXCHANGE OR MARKET AND THE CLEARING FACILITY, IF ANY, WHERE THE TRANSACTIONS ARE EXECUTED AND/OR SETTLED, OR IF APPLICABLE, OF THE FINANCIAL INDUSTRY REGULATORY AUTHORITY AND TO ALL APPLICABLE LAWS AND REGULATIONS;
- TITLE TO SECURITIES SOLD TO YOU, WHERE PERSHING HAS ACTED AS PRINCIPAL, SHALL REMAIN WITH PERSHING UNTIL THE ENTIRE PURCHASE PRICE IS RECEIVED OR UNTIL THE SETTLEMENT DATE, WHICHEVER IS LATER.
- YOU MAY HAVE RECEIVED CONFIRMATIONS FOR TRANSACTIONS WHICH DO NOT APPEAR ON YOUR STATEMENT, IF SO, THE TRANSACTIONS WILL APPEAR ON YOUR NEXT PERIODIC STATEMENT. SUCH TRANSACTIONS MUST BE CONSIDERED BY YOU WHEN COMPUTING THE VALUE OF YOUR ACCOUNT. THIS IS ESPECIALLY TRUE IF YOU HAVE WRITTEN OPTIONS WHICH HAVE BEEN EXERCISED.

FREE CREDIT BALANCES: ANY FREE CREDIT BALANCE CARRIED FOR YOUR ACCOUNT REPRESENTS FUNDS PAYABLE UPON DEMAND WHICH, ALTHOUGH PROPERLY ACCOUNTED FOR ON PERSHING'S BOOKS OF RECORD, ARE NOT SEGREGATED AND MAY BE USED IN THE CONDUCT OF ITS BUSINESS.

DEBIT BALANCES: INTEREST CHARGED ON DEBIT BALANCES IN YOUR ACCOUNT APPEARS ON THE STATEMENT. THE RATE OF INTEREST AND PERIOD COVERED ARE INDICATED. THE RATE MAY CHANGE FROM TIME TO TIME DUE TO FLUCTUATIONS IN MONEY RATES OR OTHER REASONS. INTEREST IS COMPUTED AS DESCRIBED IN MATERIAL PREVIOUSLY FURNISHED TO YOU. PLEASE CONTACT YOUR FINANCIAL INSTITUTION IF YOU DESIRE ADDITIONAL COPIES.

MARGIN INFORMATION: IF YOU MAINTAIN A MARGIN ACCOUNT, THIS IS A COMBINED STATEMENT OF YOUR GENERAL ACCOUNT AND A SPECIAL MEMORANDUM ACCOUNT MAINTAINED FOR YOU UNDER REGULATION T OF THE BOARD OF GOVERNORS OF THE FEDERAL RESERVE SYSTEM. THE PERMANENT RECORD OF THE SEPARATE ACCOUNT AS REQUIRED BY REGULATION T IS AVAILABLE FOR YOUR INSPECTION UPON REQUEST.

TAX INFORMATION

- AFTER YEAR END, PERSHING IS REQUIRED TO PROVIDE TAX INFORMATION TO THE INTERNAL REVENUE SERVICE AND OTHER GOVERNMENTAL AUTHORITIES. AT THAT TIME PERSHING WILL PROVIDE THAT INFORMATION ON THE ANNUAL TAX INFORMATION STATEMENT TO YOU; USE THAT STATEMENT TO PREPARE YOUR TAX FILINGS. THE TAX STATEMENT ALSO INCLUDES OTHER USEFUL INFORMATION TO ASSIST IN ACCUMULATING THE DATA TO PREPARE YOUR TAX RETURNS.
- DIVIDENDS, INTEREST AND OTHER DISTRIBUTIONS SHOWN ON THIS STATEMENT WERE CLASSIFIED AS TAXABLE OR NONTAXABLE BASED ON CERTAIN INFORMATION KNOWN AS OF THE DISTRIBUTION DATE. THIS CLASSIFICATION IS SUBJECT TO CHANGE AND IS SOLELY INTENDED FOR USE AS GENERAL INFORMATION.
- PERSHING DOES NOT PROVIDE TAX, INVESTMENT OR LEGAL ADVISORY SERVICES AND NO ONE ASSOCIATED WITH PERSHING IS AUTHORIZED TO RENDER SUCH ADVICE. DO NOT RELY UPON ANY SUCH ADVICE, IF GIVEN. INVESTORS ARE ENCOURAGED TO CONSULT THEIR TAX ADVISORS TO DETERMINE THE APPROPRIATE TAX TREATMENT OF THEIR BUSINESS.

GENERAL INFORMATION

- WHENEVER YOU ARE INDEBTED TO PERSHING LLC ("PERSHING") FOR ANY AMOUNT, ALL SECURITIES HELD BY IT FOR YOU IN ANY ACCOUNT IN WHICH YOU HAVE ANY INTEREST SHALL SECURE ALL YOUR LIABILITIES TO PERSHING, AND PERSHING MAY IN ITS DISCRETION AT ANY TIME, WITHOUT TENDER, DEMAND OR NOTICE TO YOU, CLOSE OR REUCE ANY OR ALL OF YOUR ACCOUNTS BY PUBLIC OR PRIVATE SALE OR PURCHASE OR BOTH OF ALL OR ANY SECURITIES CARRIED IN SUCH ACCOUNTS; ANY BALANCE REMAINING DUE PERSHING TO BE PROMPTLY PAID BY YOU.
- WHENEVER YOU ARE INDEBTED TO PERSHING FOR ANY AMOUNT, ALL SECURITIES CARRIED FOR YOUR ACCOUNT ARE OR MAY BE, WITHOUT FURTHER NOTICE TO YOU, LOANED OR PLEDGED BY PERSHING, EITHER SEPARATELY OR UNDER CIRCUMSTANCES WHICH WILL PERMIT THE COMMINGLING THEREOF.

WITH OTHER SECURITIES FOR ANY AMOUNT LESS THAN, EQUAL TO OR GREATER THAN YOUR LIABILITIES TO PERSHING, BUT NOT UNDER CIRCUMSTANCES FOR AN AMOUNT PROHIBITED BY LAW.

- PERSHING MAY TRADE FOR ITS OWN ACCOUNT AS A MARKET MAKER, SPECIALIST, ODD LOT DEALER, BLOCK POSITIONER, ARBITRAGEUR OR INVESTOR. CONSEQUENTLY, AT THE TIME OF ANY TRANSACTION YOU MAY MAKE, PERSHING MAY HAVE A POSITION IN SUCH SECURITIES, WHICH POSITION MAY BE PARTIALLY OR COMPLETELY HEDGED.
- IF AVERAGE PRICE TRANSACTION IS INDICATED ON THE FRONT OF THIS STATEMENT YOUR FINANCIAL INSTITUTION OR PERSHING MAY HAVE ACTED AS PRINCIPAL, AGENT OR BOTH. DETAILS AVAILABLE UPON REQUEST.

- A FINANCIAL STATEMENT OF PERSHING IS AVAILABLE FOR YOUR PERSONAL INSPECTION AT PERSHING'S OFFICES. A COPY OF IT WILL BE MAILED UPON YOUR WRITTEN REQUEST OR YOU CAN VIEW IT ONLINE AT WWW.PERSHING.COM.
- FOR BUSINESS CONTINUITY AND ADDITIONAL DISCLOSURES: WWW.PERSHING.COM/us/en/disclosures.html

• THIS STATEMENT SHOULD BE RETAINED FOR YOUR RECORDS.

PAYMENT FOR ORDER FLOW AND ORDER ROUTING POLICY DISCLOSURES (REGULATION NMS - RULE 607 (A) (1) - (2))

PERSHING SENDS EQUITY AND OPTION ORDERS TO EXCHANGES, OR BROKER-DEALERS AS MARKET MAKERS OR AUTOMATED TRADING SYSTEMS (ATSS). CERTAIN OF THESE VENUES PROVIDE PAYMENTS TO PERSHING OR CHARGE ACCESS FEES TO PERSHING DEPENDING UPON THE CHARACTERISTICS OF THE ORDER AND ANY SUBSEQUENT EXECUTION. THE DETAILS OF THESE PAYMENTS AND FEES ARE AVAILABLE UPON WRITTEN REQUEST. COMPENSATION IS GENERALLY IN THE FORM OF A PER SHARE OR PER OPTION CONTRACT CASH PAYMENT. IN ADDITION, PERSHING EXECUTES CERTAIN TRANSACTIONS IN EQUITY PREFERRED SECURITIES AND FRACTIONAL SHARES AS PRINCIPAL. PERSHING ALSO ROUTES CERTAIN EQUITY ORDERS TO ITS AFFILIATE, BNY MELLON CAPITAL MARKETS, LLC, FOR EXECUTION AS PRINCIPAL.

BEST EXECUTION: NOTWITHSTANDING THE PREVIOUS PARAGRAPH REGARDING PAYMENT FOR ORDER FLOW, PERSHING SELECTS CERTAIN MARKET CENTERS TO PROVIDE EXECUTION OF OVER-THE-COUNTER AND EXCHANGE-LISTED SECURITIES TRANSACTIONS WHICH AGREE TO ACCEPT ORDERS, TRANSMITTED ELECTRONICALLY UP TO A SPECIFIED SIZE, AND TO EXECUTE THEM AT OR BETTER THAN THE NATIONAL BEST BID OR OFFER (NBBO), IN CERTAIN SECURITIES THAT ARE NOT ELECTRONICALLY QUOTED. PERSHING DIRECTLY CONTACTS MARKET CENTERS TO OBTAIN AN EXECUTION. THE DESIGNATED MARKET CENTERS TO WHICH ORDERS ARE AUTOMATICALLY ROUTED ARE SELECTED BASED ON THE CONSISTENT HIGH QUALITY OF THEIR EXECUTIONS AND THEIR ABILITY TO PROVIDE OPPORTUNITIES FOR EXECUTIONS AT PRICES SUPERIOR TO THE NBBO. PERSHING ALSO REGULARLY REVIEWS REPORTS FOR QUALITY OF EXECUTION PURPOSES.

IF ANY OF THE ABOVE TERMS AND CONDITIONS ARE UNACCEPTABLE TO YOU, PLEASE NOTIFY PERSHING IMMEDIATELY IN WRITING BY CERTIFIED MAIL TO ONE PERSHING PLAZA, JERSEY CITY, NJ 07399, ATTN: LEGAL DEPT

Account Number: WAB-121245

40191465718187 90



Rated Excellent
Every Year Since 2007
DALLAS RATED COMMUNICATIONS
EXCELLENCE

Clearing through Pershing LLC, a wholly owned subsidiary of The Bank of New York Mellon Corporation (BNY Mellon)
Pershing LLC, member FINRA, NYSE, SIPC



