

STATEMENT OF FINANCIAL INTEREST

State/District officials file with:
 John Thurston, Secretary of State
 500 Woodlane Street
 Little Rock, AR 72201
 Phone (501) 682-5070
 Fax (501) 682-3548

Calendar year covered 2023
 (Note: Filing covers the previous calendar year)

For assistance in completing
 this form contact:
 Arkansas Ethics Commission
 Phone (501) 324-9600
 Toll Free (800) 422-7773

Is this an amendment? Yes No

Please provide complete information. If the information requested in a particular section does not apply to you, indicate such by noting "Not Applicable" in that section. Do not leave any part of this form blank. If additional space is needed, you may attach the information to this document. Do not file this form with the Arkansas Ethics Commission.

SECTION 1- NAME AND ADDRESS

Name <u>Lloyd</u>	Name <u>Larry</u>	Name <u>Samuel</u>
<small>(Last)</small>	<small>(First)</small>	<small>(Middle)</small>
Address <u>1700 W Ridgeway Dr</u>	Address <u>Fayetteville</u>	Address <u>AR</u>
<small>(Street or P.O. Box Number)</small>	<small>(City)</small>	<small>(State)</small>
Phone <u>479.957.4589</u>		Phone <u>72701</u>
		<small>(Zip Code)</small>
Spouse's name <u>Lloyd</u>	Spouse's name <u>Vickey</u>	Spouse's name <u>Low</u>
<small>(Last)</small>	<small>(First)</small>	<small>(Middle)</small>
All names under which you and/or your spouse do business: <u>Larry Lloyd, Larry S. Lloyd,</u>		
<u>Vickey Lloyd, Vickey L. Lloyd</u>		

SECTION 2- REASON FOR FILING

- Public Official _____
(office held)
- Candidate _____
(office sought)
- District Judge _____
(name of district)
- City Attorney _____
(name of city)
- State Government: Agency Head/Department Director/Division Director _____
(name of agency/department/division)
- Chief of Staff or Chief Deputy _____
(name of Constitutional Officer, Senate, or House of Representatives)
- Public appointee to State Board or Commission _____
(name of board/commission)
- School Board member _____
(name of school district)
- Candidate for school board _____
(name of school district)
- Public or Charter School Superintendent _____
(name of school district/school)
- Executive Director of Education Service Cooperative _____
(name of cooperative)
- Advertising and Promotion Commission member _____
(name of advertising and promotion commission)
- Research Park Authority Board member under A.C.A. § 14-144-201 et seq. _____
(name of research park authority board)

FILED

JAN 26 2024

Arkansas
Secretary of State

Ark. Code Ann. § 21-8-403 provides that, upon conviction, any person who violates any provision of subchapter 4, 6, 7, or 8 of chapter 8, Title 21 of the Arkansas Code is guilty of a Class A misdemeanor. The culpable mental state required shall be a purposeful violation.
 Revised 12/2017

SECTION 2- REASON FOR FILING (continued)

- Appointee to one of the following municipal, county or regional boards or commissions (list name of board or commission):
 - Planning board or commission _____
 - Airport board or commission _____
 - Water or Sewer board or commission _____
 - Utility board or commission _____
 - Civil Service commission _____

SECTION 3- SOURCE OF INCOME

List each employer and/or each other source of income from which you, your spouse, or any other person for the use or benefit of you or your spouse receives gross income amounting to more than \$1,000. (You are not required to disclose the individual items of income that constitute a portion of the gross income of the business or profession from which you or you spouse derives income. For example: accountants, attorneys, farmers, contractors, etc. do not have to list their individual clients.) If you receive gross income exceeding \$1,000 from at least one source, the answer N/A is not correct.

a) Check appropriate box: More than \$1,000 More than \$12,500
 University of Arkansas - Adjunct Faculty (name of employer or source of income)
 Fayetteville, AR 72701 (address)
 Larry S. Lloyd (name under which income received)

Provide a brief description of the nature of the services for which the compensation was received adjunct faculty

b) Check appropriate box: More than \$1,000 More than \$12,500
 Larry Lloyd Consulting, LLC - engineering consulting (name of employer or source of income)
 1200 W Ridgeway Dr; Fayetteville, AR 72701 (address)
 Larry S. Lloyd (name under which income received)

Provide a brief description of the nature of the services for which the compensation was received consulting engineering

c) Check appropriate box: More than \$1,000 More than \$12,500
 Investment Income - Edward Jones (name of employer or source of income)
 (address)
 Larry S. Lloyd and Vicki L. Lloyd (name under which income received)

Provide a brief description of the nature of the services for which the compensation was received investment income

SECTION 2- REASON FOR FILING (continued)

- Appointee to one of the following municipal, county or regional boards or commissions (list name of board or commission):
 - Planning board or commission _____
 - Airport board or commission _____
 - Water or Sewer board or commission _____
 - Utility board or commission _____
 - Civil Service commission _____

SECTION 3- SOURCE OF INCOME

List each employer and/or each other source of income from which you, your spouse, or any other person for the use or benefit of you or your spouse receives gross income amounting to more than \$1,000. (You are not required to disclose the individual items of income that constitute a portion of the gross income of the business or profession from which you or you spouse derives income. For example: accountants, attorneys, farmers, contractors, etc. do not have to list their individual clients.) If you receive gross income exceeding \$1,000 from at least one source, the answer N/A is not correct.

a) Check appropriate box: More than \$1,000 More than \$12,500

Rental Income

 (name of employer or source of income)
4709 N Cypress, No Little Rock, AR 72116

 (address)
Larry S and Vickie L Lloyd

 (name under which income received)

Provide a brief description of the nature of the services for which the compensation was received rental
property

b) Check appropriate box: More than \$1,000 More than \$12,500

Social Security

 (name of employer or source of income)

 (address)
Larry S Lloyd & Vickie L Lloyd

 (name under which income received)

Provide a brief description of the nature of the services for which the compensation was received retirement
Income from SS

c) Check appropriate box: More than \$1,000 More than \$12,500

 (name of employer or source of income)

 (address)

 (name under which income received)

Provide a brief description of the nature of the services for which the compensation was received _____

SECTION 4- BUSINESS OR HOLDINGS

List the name of every business in which you, your spouse or any other person for the use or benefit of you or your spouse have an investment or holding. Individual stock holdings should be disclosed. Figures should be based on fair market value at the end of the reporting period.

SEE ATTACHED EDWARD JONES STATEMENT

a) Check appropriate box: More than \$1,000 More than \$12,500
Edward Jones Investment Portfolio
(name of corporation, firm or enterprise)

(address)
Larry S Lloyd and Vicki L Lloyd
(name under which investment held)

b) Check appropriate box: More than \$1,000 More than \$12,500
(name of corporation, firm or enterprise)

(address)
(name under which investment held)

c) Check appropriate box: More than \$1,000 More than \$12,500
(name of corporation, firm or enterprise)

(address)
(name under which investment held)

d) Check appropriate box: More than \$1,000 More than \$12,500
(name of corporation, firm or enterprise)

(address)
(name under which investment held)

e) Check appropriate box: More than \$1,000 More than \$12,500
(name of corporation, firm or enterprise)

(address)
(name under which investment held)

f) Check appropriate box: More than \$1,000 More than \$12,500
(name of corporation, firm or enterprise)

(address)
(name under which investment held)

SECTION 5- OFFICE OR DIRECTORSHIP

List every office or directorship held by you or your spouse in any business, corporation, firm, or enterprise subject to jurisdiction of a regulatory agency of this State, or of any of its political subdivisions.

a) Larry Lloyd Consulting, LLC
(name of business, corporation, firm, or enterprise)
1200 W Ridgeway Dr, Fayetteville, AR 72701
(address)
Owner
(office or directorship held)
Larry S. Lloyd and Vicki L. Lloyd
(name of office holder)

b) _____
(name of business, corporation, firm, or enterprise)

(address)

(office or directorship held)

(name of office holder)

SECTION 6- CREDITORS

List each creditor to whom the value of five thousand dollars (\$5,000) or more was personally owed or personally obligated and is still outstanding. (This does not include debts owed to members of your family or loans made in the ordinary course of business by either a financial institution or a person who regularly and customarily extends credit.)

a) Arvest Bank, Fayetteville, AR
(name of creditor)

(address of creditor)

b) _____
(name of creditor)

(address of creditor)

c) _____
(name of creditor)

(address of creditor)

SECTION 7- PAST-DUE AMOUNTS OWED TO GOVERNMENT

List the name and address of each governmental body to which you are legally obligated to pay a past-due amount and a description of the nature of the amount of the obligation.

Not Applicable

a) _____
(name of governmental body) (address of governmental body)

(amount owed) (nature of the obligation)

b) _____
(name of governmental body) (address of governmental body)

(amount owed) (nature of the obligation)

I do ~~not~~ not owe any past-due amounts to any governmental agency.

Ark. Code Ann. § 21-8-403 provides that, upon conviction, any person who violates any provision of subchapter 4, 6, 7, or 8 of chapter 8, Title 21 of the Arkansas Code is guilty of a Class A misdemeanor. The culpable mental state required shall be a purposeful violation.
Revised 12/2017

SECTION 8- GUARANTOR OR CO-MAKER

List each guarantor or co-maker who has guaranteed a debt of yours that is still outstanding. (This includes debt guarantors arising or extended and refinanced after Jan. 1, 1989. Members of your family who are your guarantors are not required to be disclosed.)

a) Not Applicable
 _____ (name)
 _____ (address)

b) _____ (name)
 _____ (address)

SECTION 9- GIFTS

I have no guarantors.

List the source, date, description, and a reasonable estimate of the fair market value of each gift of more than \$100 received by you or your spouse and of each gift of more than \$250 received by your dependent children. The term "gift" is defined as "any payment, entertainment, advance, services, or anything of value unless consideration of equal or greater value has been given therefor." There are a number of exceptions to the definition of "gift." Those exceptions are set forth in the Instructions for Statement of Financial Interest prepared for use with this form. (Note: The value of an item shall be considered to be less than \$100 if the public servant reimburses the person from whom the item was received any amount over \$100 and the reimbursement occurs within ten (10) days from the date the item was received.)

Not Applicable

a) _____ (description of gift)
 _____ (date) _____ (fair market value)
 _____ (source of gift)

b) _____ (description of gift)
 _____ (date) _____ (fair market value)
 _____ (source of gift)

c) _____ (description of gift)
 _____ (date) _____ (fair market value)
 _____ (source of gift)

d) _____ (description of gift)
 _____ (date) _____ (fair market value)
 _____ (source of gift)

e) _____ (description of gift)
 _____ (date) _____ (fair market value)
 _____ (source of gift)

I have received no gifts other than from family members.

SECTION 14- SIGNATURE

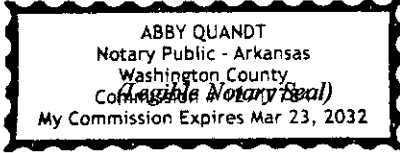
I certify under penalty of false swearing that the above information is true and correct.

[Handwritten Signature]
Signature

STATE OF ARKANSAS

COUNTY OF Washington } ss

Subscribed and sworn before me this 26th day of January, 2024.



[Handwritten Signature]
Notary Public

My commission expires: 3-23-2032

Note: If faxed, notary seal must be legible (i.e., either stamped or raised and inked) and the original must follow within ten (10) days pursuant to Ark. Code Ann. § 21-8-703(b)(3).

IMPORTANT

Where to file:

- State or district candidates/public servants file with the Secretary of State.
- Appointees to state boards/commissions file with the Secretary of State.
- County, township, and school district candidates/public servants file with the county clerk.
- Municipal candidates/public servants file with the city clerk or recorder, as the case may be.
- City attorneys file with the city clerk of the municipality in which they serve.
- District judges file with the Secretary of State.
- Members of regional boards or commissions file with the county clerk of the county in which they reside.

General Information:

- * The Statement of Financial Interest should be filed by January 31 of each year.
- * The filing covers the previous calendar year.
- * Candidates for elective office shall file the Statement of Financial Interest for the previous calendar year on the first Monday following the close of the period to file as a candidate for elective office unless already filed by January 31. In addition, if the party filing period ends before January 1 of the year of the general election, candidates for elective office shall file a Statement of Financial Interest for the previous calendar year by no later than January 31 of the year of the general election.
- * Agency heads, department directors, and division directors of state government shall file the Statement of Financial Interest within thirty (30) days of appointment or employment unless already filed by January 31.
- * Appointees to state boards or commissions shall file the Statement of Financial Interest within thirty (30) days after appointment unless already filed by January 31.
- * If a person is included in any category listed above for any part of a calendar year, that person shall file a Statement of Financial Interest covering that period of time regardless of whether they have left their office or position as of the date the statement is due.

Ark. Code Ann. § 21-8-403 provides that, upon conviction, any person who violates any provision of subchapter 4, 6, 7, or 8 of chapter 8, Title 21 of the Arkansas Code is guilty of a Class A misdemeanor. The culpable mental state required shall be a purposeful violation.



Account Holder(s) Larry S Lloyd
 Account Number [REDACTED]
 Financial Advisor Ben Evans, 479-442-0719
 2804 Main Dr Suite C, Fayetteville, AR 72704

Statement Date Nov 25 - Dec 31, 2023

Page 1 of 2

Larry S Lloyd &
 Vickey Lou Lloyd TTEES
 U/A Dtd 11/28/2012
 Larry & Vickey Lloyd Liv Trust

Access your accounts on the go

Online Access offers a secure and convenient way to access the latest information on your accounts and goals, transfer funds, sign and receive documents electronically and communicate with your Edward Jones team. Visit edwardjones.com/access to learn more and sign up.

Living Trust - Select
 Portfolio Objective - Account: Income Focus

Account Value	
[REDACTED]	[REDACTED]
1 Month Ago	[REDACTED]
1 Year Ago	[REDACTED]
3 Years Ago	[REDACTED]
5 Years Ago	[REDACTED]

Value Summary		
	This Period	This Year
Beginning value	[REDACTED]	[REDACTED]
Assets added to account	[REDACTED]	[REDACTED]
Assets withdrawn from account	[REDACTED]	24,888.00
Fees and charges	[REDACTED]	[REDACTED]
Change in value	[REDACTED]	[REDACTED]
Ending Value	[REDACTED]	[REDACTED]

For more information regarding the Value Summary section, please visit www.edwardjones.com/mystatementguide.

Asset Details (as of Dec 31, 2023)

additional details at www.edwardjones.com/access

Assets Held At Edward Jones

					Balance
Cash					[REDACTED]
Stocks	Price	Quantity	Cost Basis	Unrealized Gain/Loss	Value
* General Motors Company	[REDACTED]	4	[REDACTED]	[REDACTED]	[REDACTED]
Total Account Value					[REDACTED]

Cost basis is the amount of your investment for tax purposes and is used to calculate gain or loss upon sale or other disposition of a security. It is not a measure of performance. The cost basis amounts on your statement should not be relied upon for tax preparation purposes. Cost basis information may be from outside sources and has not been verified for accuracy. Refer to your official tax documents for information about reporting cost basis. Consult a qualified tax advisor or an attorney regarding your situation. If you believe the cost basis information is inaccurate, contact Client Relations.

Rate of Return (continued)

Your Personal Rate of Return: Your Personal Rate of Return measures the investment performance of your account. It incorporates the timing of your additions and withdrawals and reflects commissions and fees paid. Reviewing Your Personal Rate of Return is important to help ensure you're on track to achieving your financial goals.

The performance of your investments is tracked since they have been held in the current account, but no earlier than Jan. 1, 2009. This also includes investments you owned during this time period but have since sold. Certain events, including a transfer of an investment between accounts, share class conversion, or change in an investment's identification code (CUSIP) caused by a corporate action, will impact the time frame over which the investment's rate of return is calculated.

Rate of Return information on account statements uses the dollar-weighted calculation. Time-weighted Rate of Return numbers for Advisory Solutions Fund and UMA accounts can be found on your Quarterly Performance Report through Online Account Access. If you are not an Online Access user, visit edwardjones.com/access to sign up.

Information used to calculate performance may have been obtained from third parties and Edward Jones cannot guarantee the accuracy of such information.

For the most current information, contact your financial advisor or visit edwardjones.com/performance.

Asset Details (as of Dec 31, 2023)

additional details at www.edwardjones.com/access

Assets Held At Edward Jones

					Balance
Cash					[REDACTED]
Certificates of Deposit		Maturity Date	Maturity Value	Value [^]	Rate of Return [*]
* UBS Bk USA Salt Lake City UT	3.00%	11/25/2024	[REDACTED]	[REDACTED]	[REDACTED]
* Morgan Stanley Private Bk Natl	3.05%	6/2/2025	[REDACTED]	[REDACTED]	[REDACTED]
[^] The values shown for CDs represent estimated values if sold prior to maturity. Actual prices may be higher or lower. Generally, if held until maturity, the maturity value plus any accrued interest due will be credited to your account.					
Corporate Bonds		Maturity Date	Maturity Value	Value	Rate of Return [*]
* Citigroup Inc Senior Note	3.20%	10/21/2026	[REDACTED]	[REDACTED]	[REDACTED]
Mutual Funds		Price	Quantity	Value	Rate of Return [*]
Federated Prime Cash Oblgs Ws		[REDACTED]	[REDACTED]	[REDACTED]	[REDACTED]
Total Account Value				[REDACTED]	

Asset Details (continued)

Corporate Bonds	Maturity Date	Maturity Value	Cost Basis	Unrealized Gain/Loss	Value
* AT&T Inc Note DTD 12/06/2007 Interest Rate: 6.3% CUSIP: 00206RAG7 Bond Rating: BBB/Baa2/BBB+ Asset Category: Income Estimated Yield: 5.71%	1/15/2038	[REDACTED]	[REDACTED]	[REDACTED]	[REDACTED]

Bond rating(s) displayed are supplied by third party credit rating agencies Standard & Poor's (S&P), Moody's and Fitch. The bond ratings shown are the highest of several possible credit ratings assigned by S&P, Moody's or Fitch for a particular bond and may reflect factors in addition to the credit quality of the issuer, such as bond insurance or participation in a credit enhancement program. For more details regarding third party credit rating agency ratings and methodologies, contact your financial advisor or visit www.edwardjones.com/bondcreditratings.

S&P requires we inform you: (1) Ratings are NOT recommendations to buy, hold, sell or make any investment decisions and DO NOT address suitability or future performance; (2) S&P DOES NOT guarantee the accuracy, completeness, or availability of any ratings and is NOT responsible for results obtained from the use of any ratings. Certain disclaimers related to its ratings as are more specifically stated at <http://www.standardandpoors.com/disclaimers>.

Edward Jones Fixed Income research reports may exist for certain bonds/issuers held in your account. You may obtain copies of the research reports through Online Access or from your financial advisor.

Exchange Traded & Closed End Funds	Price	Quantity	Cost Basis	Unrealized Gain/Loss	Value
* Capital Group Growth ETF Symbol: CGGR Asset Category: Large Cap Estimated Yield: 0.43%	[REDACTED]	[REDACTED]	[REDACTED]	[REDACTED]	[REDACTED]
* Capital Group INTL Focus Equity ETF Symbol: CGXU Asset Category: Large Cap Estimated Yield: 0.80%	[REDACTED]	[REDACTED]	[REDACTED]	[REDACTED]	[REDACTED]
* Vanguard High Dividend Yield ETF Shs Symbol: VYM Asset Category: Large Cap Estimated Yield: 3.94%	[REDACTED]	[REDACTED]	[REDACTED]	[REDACTED]	[REDACTED]

Estimated Yield

The Estimated Yield (EY) in the preceding section compares the anticipated earnings on your investments in the coming year to the current price of the investments. It is based on past interest and dividend payments made by the securities held in your account. Changes in the price of a security over time or in the amount of the investment held in your account will cause the EY to vary. The EY is only an estimate and cannot be guaranteed by Edward Jones or the issuers of the securities. Your actual yield may be higher or lower than the estimated amounts. Estimates for any securities that have a return of principal or capital gain may be overstated. Income cannot be estimated for any securities that do not have an annual payment amount or frequency available at the time of estimation. Yield to Maturity is typically reported for Zero Coupon Bonds as these securities do not have an annual payment.

Asset Details (continued)

Mutual Funds	Price	Quantity	Cost Basis	Unrealized Gain/Loss	Value
* American Bond Fund of America CI F3 Symbol: BFFAX Asset Category: Income	[REDACTED]	[REDACTED]	[REDACTED]	[REDACTED]	[REDACTED]
* American New Perspective CI F3 Symbol: FNPFX Asset Category: Large Cap	[REDACTED]	[REDACTED]	[REDACTED]	[REDACTED]	[REDACTED]
* JPMorgan Mid Cap Equity CI R6 Symbol: JPPEX Asset Category: Small & Mid Cap	[REDACTED]	[REDACTED]	[REDACTED]	[REDACTED]	[REDACTED]
* MFS Global Equity CI R6 Symbol: MWEMX Asset Category: Large Cap	[REDACTED]	[REDACTED]	[REDACTED]	[REDACTED]	[REDACTED]
* MFS International New Discovery CI R6 Symbol: MIDLX Asset Category: Small & Mid Cap	[REDACTED]	[REDACTED]	[REDACTED]	[REDACTED]	[REDACTED]
* Pgim Total Return Bond CI R6 Symbol: PTRQX Asset Category: Income	[REDACTED]	[REDACTED]	[REDACTED]	[REDACTED]	[REDACTED]
* Victory Sycamore Small Company Opportunity CI R6 Symbol: VSORX Asset Category: Small & Mid Cap	[REDACTED]	[REDACTED]	[REDACTED]	[REDACTED]	[REDACTED]
Total Account Value					[REDACTED]

Cost basis is the amount of your investment for tax purposes and is used to calculate gain or loss upon sale or other disposition of a security. It is not a measure of performance. The cost basis amounts on your statement should not be relied upon for tax preparation purposes. Cost basis information may be from outside sources and has not been verified for accuracy. Refer to your official tax documents for information about reporting cost basis. Consult a qualified tax advisor or an attorney regarding your situation. If you believe the cost basis information is inaccurate, contact Client Relations.

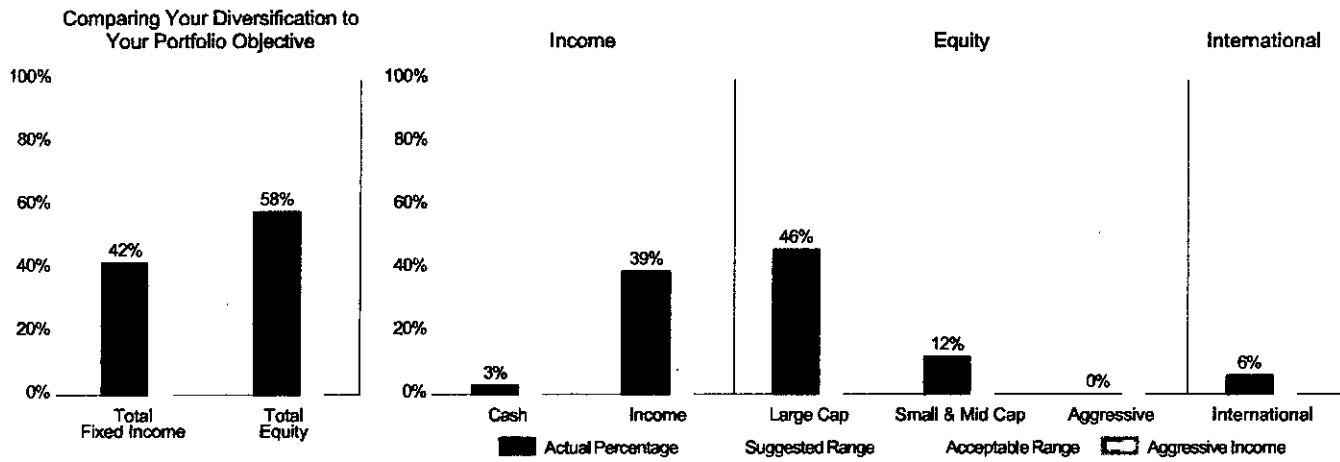
Summary of Realized Gain/Loss

	This Year
Short Term (assets held 1 year or less)	[REDACTED]
Long Term (held over 1 year)	[REDACTED]
Total	[REDACTED]

Summary totals may not include proceeds from uncosted securities or certain corporate actions.

Diversification Bar Chart

Portfolio Objective: Balanced Toward Growth



Asset Details (as of Dec 31, 2023)

additional details at www.edwardjones.com/access

Assets Held At Edward Jones

	Current Yield/Rate	Beginning Balance	Deposits	Withdrawals	Ending Balance
Retirement Money Market	4.73%*	[REDACTED]	[REDACTED]	[REDACTED]	[REDACTED]

* The average yield on the money market fund for the past seven days.

Stocks	Price	Quantity	Cost Basis	Unrealized Gain/Loss	Value
* Berkshire Hathaway Inc Def Class B Symbol: BRK B Asset Category: Large Cap Research Rating: Hold	[REDACTED]	[REDACTED]	[REDACTED]	[REDACTED]	[REDACTED]
* Duke Energy Corp New Symbol: DUK Asset Category: Large Cap Research Rating: Buy Estimated Yield: 4.23%	[REDACTED]	[REDACTED]	[REDACTED]	[REDACTED]	[REDACTED]
* Pfizer Inc Symbol: PFE Asset Category: Large Cap Research Rating: Buy Estimated Yield: 5.84%	[REDACTED]	[REDACTED]	[REDACTED]	[REDACTED]	[REDACTED]

Asset Details (continued)

	Price	Quantity	Cost Basis	Unrealized Gain/Loss	Value
Stocks					
* Shell PLC Symbol: SHEL Asset Category: Large Cap Research Rating: Hold Estimated Yield: 4.02%	[REDACTED]	[REDACTED]	[REDACTED]	[REDACTED]	[REDACTED]
* Verizon Communications Symbol: VZ Asset Category: Large Cap Research Rating: Hold Estimated Yield: 7.06%	[REDACTED]	[REDACTED]	[REDACTED]	[REDACTED]	[REDACTED]
* Wal-Mart Inc Symbol: WMT Asset Category: Large Cap Research Rating: Hold Estimated Yield: 1.45%	[REDACTED]	[REDACTED]	[REDACTED]	[REDACTED]	[REDACTED]
* Walt Disney Co Symbol: DIS Asset Category: Large Cap Research Rating: Buy Estimated Yield: 0.66%	[REDACTED]	[REDACTED]	[REDACTED]	[REDACTED]	[REDACTED]

The Edward Jones' Research Rating referenced in this document does not take into account your particular investment profile and is not intended as an express recommendation to purchase, hold or sell particular securities, financial instruments or strategies. You should contact your Edward Jones financial advisor before acting upon the Edward Jones Research Rating referenced. You can access full research reports including additional disclosures via Online Access or from your financial advisor.

	Price	Quantity	Cost Basis	Unrealized Gain/Loss	Value
Exchange Traded & Closed-End Funds					
* iShares Core Dividend Growth Exchange Traded Fund Symbol: DGRO Asset Category: Large Cap Estimated Yield: 2.75%	[REDACTED]	[REDACTED]	[REDACTED]	[REDACTED]	[REDACTED]
* iShares Trust Core 1-5 Year USD Bond Fund Symbol: ISTB Asset Category: Income Estimated Yield: 3.68%	[REDACTED]	[REDACTED]	[REDACTED]	[REDACTED]	[REDACTED]
* iShares Trust High Dividend Equity Fund ETF Symbol: HDV Asset Category: Large Cap Estimated Yield: 3.83%	[REDACTED]	[REDACTED]	[REDACTED]	[REDACTED]	[REDACTED]

Asset Details (continued)

Exchange-Traded & Closed End Funds	Price	Quantity	Cost Basis	Unrealized Gain/Loss	Value
* J P Morgan Exchange-Traded Fd Tr Symbol: JPLD Asset Category: Income Estimated Yield: 4.63%	[REDACTED]	[REDACTED]	[REDACTED]	[REDACTED]	[REDACTED]
* Vanguard Extended Market ETF Symbol: VXF Asset Category: Small & Mid Cap Estimated Yield: 1.65%	[REDACTED]	[REDACTED]	[REDACTED]	[REDACTED]	[REDACTED]
* Vanguard Index Tr Vanguard Growth ETF Symbol: VUG Asset Category: Large Cap Estimated Yield: 0.75%	[REDACTED]	[REDACTED]	[REDACTED]	[REDACTED]	[REDACTED]

Estimated Yield

The Estimated Yield (EY) in the preceding section compares the anticipated earnings on your investments in the coming year to the current price of the investments. It is based on past interest and dividend payments made by the securities held in your account. Changes in the price of a security over time or in the amount of the investment held in your account will cause the EY to vary. The EY is only an estimate and cannot be guaranteed by Edward Jones or the issuers of the securities. Your actual yield may be higher or lower than the estimated amounts. Estimates for any securities that have a return of principal or capital gain may be overstated. Income cannot be estimated for any securities that do not have an annual payment amount or frequency available at the time of estimation. Yield to Maturity is typically reported for Zero Coupon Bonds as these securities do not have an annual payment.

Mutual Funds	Price	Quantity	Cost Basis	Unrealized Gain/Loss	Value
* American Bond Fund of America CI F3 Symbol: BFFAX Asset Category: Income	[REDACTED]	[REDACTED]	[REDACTED]	[REDACTED]	[REDACTED]
* American New Perspective CI F3 Symbol: FNPFX Asset Category: Large Cap	[REDACTED]	[REDACTED]	[REDACTED]	[REDACTED]	[REDACTED]
* Franklin Dynatech CI R6 Symbol: FDTRX Asset Category: Large Cap	[REDACTED]	[REDACTED]	[REDACTED] 3	[REDACTED]	[REDACTED]
* Hartford Core Equity CI F Symbol: HGIFX Asset Category: Large Cap	[REDACTED]	[REDACTED]	[REDACTED]	[REDACTED] 5	[REDACTED]
* JPMorgan Equity Income CI R6 Symbol: OIEJX Asset Category: Large Cap	[REDACTED]	[REDACTED]	[REDACTED]	[REDACTED]	[REDACTED]
* JPMorgan Mid Cap Equity CI R6 Symbol: JPPEX Asset Category: Small & Mid Cap	[REDACTED]	[REDACTED]	[REDACTED]	[REDACTED]	[REDACTED]

Asset Details (continued)

Mutual Funds	Price	Quantity	Cost Basis	Unrealized Gain/Loss	Value
* MFS International New Discovery CI R6 Symbol: MIDLX Asset Category: Small & Mid Cap	[REDACTED]	[REDACTED]	[REDACTED]	[REDACTED]	[REDACTED]
* Pgin Total Return Bond CI R6 Symbol: PTRQX Asset Category: Income	[REDACTED]	[REDACTED]	[REDACTED]	[REDACTED]	[REDACTED]
* Victory Sycamore Small Company Opportunity CI R6 Symbol: VSORX Asset Category: Small & Mid Cap	[REDACTED]	[REDACTED]	[REDACTED]	[REDACTED]	[REDACTED]
Total Account Value					[REDACTED]

Cost basis is the amount of your investment for tax purposes and is used to calculate gain or loss upon sale or other disposition of a security. It is not a measure of performance. The cost basis amounts on your statement should not be relied upon for tax preparation purposes. Cost basis information may be from outside sources and has not been verified for accuracy. Refer to your official tax documents for information about reporting cost basis. Consult a qualified tax advisor or an attorney regarding your situation. If you believe the cost basis information is inaccurate, contact Client Relations.

Retirement Summary

	This Period	Cumulative
2023 Contributions	\$0.00	\$0.00
2022 Contributions	0.00	0.00
2023 Distributions	[REDACTED]	[REDACTED]
Transfers Out	0.00	[REDACTED]

Required Minimum Distribution (RMD) Summary

This information is based solely on the value of the assets held in this account as of 12/31 of the prior year.

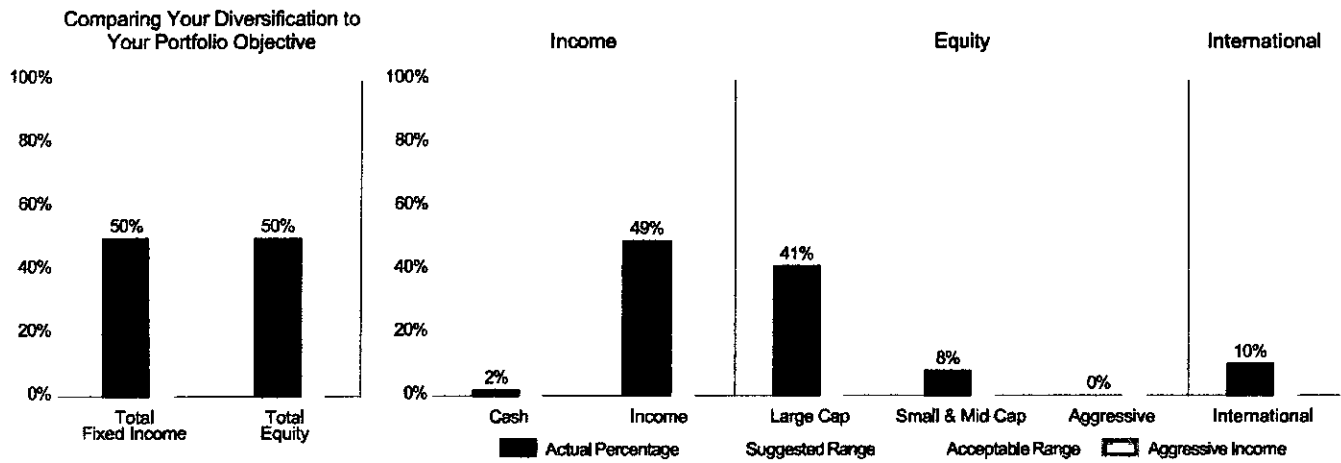
Amount you are required to withdraw this year	[REDACTED]
Amount withdrawn this year	[REDACTED]
Amount remaining to be withdrawn this year	[REDACTED]

Information Regarding 2024 Required Minimum Distribution

As an IRA owner, you are required by the IRS to remove a minimum distribution from your retirement account annually. This amount is known as the Required Minimum Distribution ("RMD"). The distribution must be taken by December 31, 2024. Edward Jones must report your RMD information to the IRS. Contact your Edward Jones financial advisor for more information.

Diversification Bar Chart

Portfolio Objective: Balanced Growth and Income



Asset Details (as of Dec 31, 2023)

additional details at www.edwardjones.com/access

Assets Held At Edward Jones

	Current Yield/Rate	Beginning Balance	Deposits	Withdrawals	Ending Balance
Retirement Money Market	4.73%*	[REDACTED]	[REDACTED]	-	[REDACTED]

* The average yield on the money market fund for the past seven days.

Exchange Traded & Closed-End Funds	Price	Quantity	Cost Basis	Unrealized Gain/Loss	Value
Capital Group INTL Focus Equity ETF Symbol: CGXU Asset Category: Large Cap Estimated Yield: 0.80%	[REDACTED]	[REDACTED]	[REDACTED]	[REDACTED]	[REDACTED]

Asset Details (continued)

Exchange Traded & Closed-End Funds	Price	Quantity	Cost Basis	Unrealized Gain/Loss	Value
* Spdr Dow Jones Indl Average ETF Trust Unit Series 1 Symbol: DIA Asset Category: Large Cap Estimated Yield: 2.65%	[REDACTED]	[REDACTED]	[REDACTED]	[REDACTED]	[REDACTED]

Estimated Yield

The Estimated Yield (EY) in the preceding section compares the anticipated earnings on your investments in the coming year to the current price of the investments. It is based on past interest and dividend payments made by the securities held in your account. Changes in the price of a security over time or in the amount of the investment held in your account will cause the EY to vary. The EY is only an estimate and cannot be guaranteed by Edward Jones or the issuers of the securities. Your actual yield may be higher or lower than the estimated amounts. Estimates for any securities that have a return of principal or capital gain may be overstated. Income cannot be estimated for any securities that do not have an annual payment amount or frequency available at the time of estimation. Yield to Maturity is typically reported for Zero Coupon Bonds as these securities do not have an annual payment.

Mutual Funds	Price	Quantity	Cost Basis	Unrealized Gain/Loss	Value
* American Bond Fund of America CI F3 Symbol: BFFAX Asset Category: Income	[REDACTED]	[REDACTED]	[REDACTED]	[REDACTED]	[REDACTED]
* American New Perspective CI F3 Symbol: FNPFX Asset Category: Large Cap	[REDACTED]	[REDACTED]	[REDACTED]	[REDACTED]	[REDACTED]
* Hartford Core Equity CI F Symbol: HGIFX Asset Category: Large Cap	[REDACTED]	[REDACTED]	[REDACTED]	[REDACTED]	[REDACTED]
* JPMorgan Equity Income CI R6 Symbol: OIEJX Asset Category: Large Cap	[REDACTED]	[REDACTED]	[REDACTED]	[REDACTED]	[REDACTED]
* JPMorgan Government Bond CI R6 Symbol: OGGYX Asset Category: Income	[REDACTED]	[REDACTED]	[REDACTED]	[REDACTED]	[REDACTED]
* JPMorgan Mid Cap Equity CI R6 Symbol: JPPEX Asset Category: Small & Mid Cap	[REDACTED]	[REDACTED]	[REDACTED]	[REDACTED]	[REDACTED]
* MFS International New Discovery CI R6 Symbol: MIDLX Asset Category: Small & Mid Cap	[REDACTED]	[REDACTED]	[REDACTED]	[REDACTED]	[REDACTED]
* MFS Research CI R6 Symbol: MFRKX Asset Category: Large Cap	[REDACTED]	[REDACTED]	[REDACTED]	[REDACTED]	[REDACTED]
* Pgim Total Return Bond CI R6 Symbol: PTRQX Asset Category: Income	[REDACTED]	[REDACTED]	[REDACTED]	[REDACTED]	[REDACTED]

Asset Details (continued)

Mutual Funds	Price	Quantity	Cost Basis	Unrealized Gain/Loss	Value
* T Rowe Price U.S. Treasury Money CI I Symbol: TRGXX Asset Category: Cash/Equivalents	[REDACTED]	[REDACTED]	[REDACTED]	[REDACTED]	[REDACTED]
* Victory Sycamore Small Company Opportunity CI R6 Symbol: VSORX Asset Category: Small & Mid Cap	[REDACTED]	[REDACTED]	[REDACTED]	[REDACTED]	[REDACTED]
Total Account Value					[REDACTED]

Cost basis is the amount of your investment for tax purposes and is used to calculate gain or loss upon sale or other disposition of a security. It is not a measure of performance. The cost basis amounts on your statement should not be relied upon for tax preparation purposes. Cost basis information may be from outside sources and has not been verified for accuracy. Refer to your official tax documents for information about reporting cost basis. Consult a qualified tax advisor or an attorney regarding your situation. If you believe the cost basis information is inaccurate, contact Client Relations.

Retirement Summary

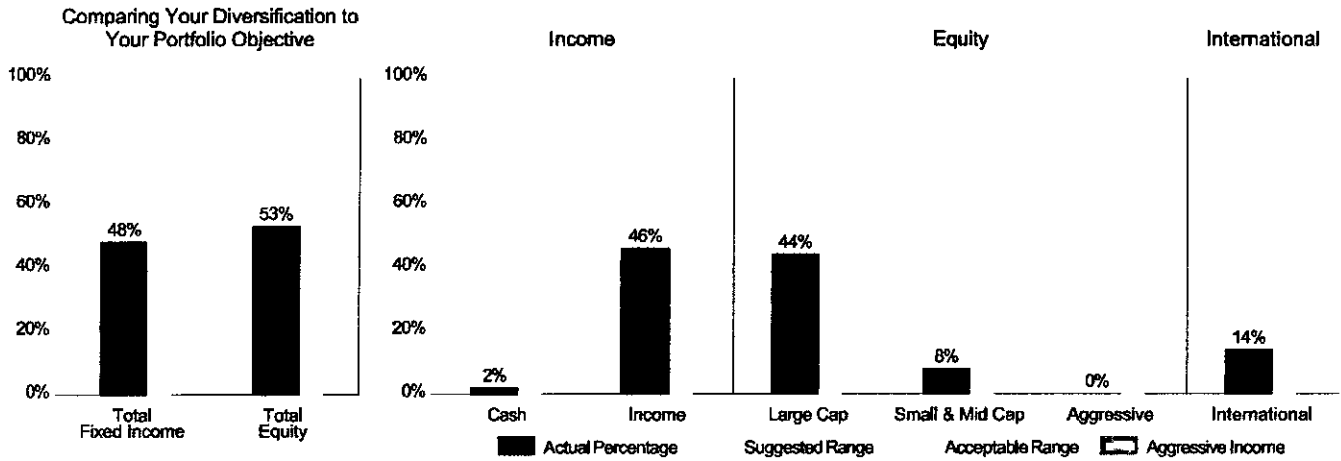
Roth IRA	This Period	Cumulative
2023 Contributions	[REDACTED]	[REDACTED]
2022 Contributions	[REDACTED]	[REDACTED]
2023 Distributions	[REDACTED]	[REDACTED]
2023 Gross Distributions	[REDACTED]	[REDACTED]

Investment and Other Activity by Date

Date	Description	Quantity	Amount
11/29	Dividend on JPMorgan Government Bond R6 on [REDACTED]	[REDACTED]	[REDACTED]
11/29	Reinvestment into JPMorgan Government Bond R6 [REDACTED]	[REDACTED]	[REDACTED]
11/29	Dividend on JPMorgan Equity Income R6 on [REDACTED]	[REDACTED]	[REDACTED]
11/29	Reinvestment into JPMorgan Equity Income R6 [REDACTED]	[REDACTED]	[REDACTED]
12/01	Dividend on American Bond Fund of Amer F3 on [REDACTED]	[REDACTED]	[REDACTED]
12/01	Reinvestment into American Bond Fund of Amer [REDACTED]	[REDACTED]	[REDACTED]
12/01	Dividend on Pgin Total Return Bond R6 on [REDACTED]	[REDACTED]	[REDACTED]
12/01	Reinvestment into Pgin Total Return Bond [REDACTED]	[REDACTED]	[REDACTED]
12/01	Dividend on TRP U.S. Treasury Money I on [REDACTED]	[REDACTED]	[REDACTED]
12/01	Reinvestment into TRP U.S. Treasury [REDACTED]	[REDACTED]	[REDACTED]
12/11	Dividend on Spdr Dji Average on 4 Sha [REDACTED]	[REDACTED]	[REDACTED]
12/11	Program Fee	[REDACTED]	[REDACTED]
12/12	Long Term Capital Gain on Hartford Core Equity F on 92.217 Sha [REDACTED]	[REDACTED]	[REDACTED]

Diversification Bar Chart

Portfolio Objective: Balanced Growth and Income



Asset Details (as of Dec 31, 2023)

additional details at www.edwardjones.com/access

Assets Held At Edward Jones

	Current Yield/Rate	Beginning Balance	Deposits	Withdrawals	Ending Balance
Retirement Money Market	4.73%*	[REDACTED]	[REDACTED]	[REDACTED]	[REDACTED]

* The average yield on the money market fund for the past seven days.

Exchange Traded & Closed End Funds	Price	Quantity	Cost Basis	Unrealized Gain/Loss	Value
* Capital Group INTL Focus Equity ETF Symbol: CGXU Asset Category: Large Cap Estimated Yield: 0.80%	[REDACTED]	[REDACTED]	[REDACTED]	[REDACTED]	[REDACTED]
* iShares Core US Aggregate Bond ETF Symbol: AGG Asset Category: Income Estimated Yield: 3.41%	[REDACTED]	[REDACTED]	[REDACTED]	[REDACTED]	[REDACTED]

Asset Details (continued)

Exchange Traded & Closed End Funds	Price	Quantity	Cost Basis	Unrealized Gain/Loss	Value
* Vanguard Inter Term BD ETF Symbol: BIV Asset Category: Income Estimated Yield: 3.53%	[REDACTED]	[REDACTED]	[REDACTED]	[REDACTED]	[REDACTED]

Estimated Yield

The Estimated Yield (EY) in the preceding section compares the anticipated earnings on your investments in the coming year to the current price of the investments. It is based on past interest and dividend payments made by the securities held in your account. Changes in the price of a security over time or in the amount of the investment held in your account will cause the EY to vary. The EY is only an estimate and cannot be guaranteed by Edward Jones or the issuers of the securities. Your actual yield may be higher or lower than the estimated amounts. Estimates for any securities that have a return of principal or capital gain may be overstated. Income cannot be estimated for any securities that do not have an annual payment amount or frequency available at the time of estimation. Yield to Maturity is typically reported for Zero Coupon Bonds as these securities do not have an annual payment.

Mutual Funds	Price	Quantity	Cost Basis	Unrealized Gain/Loss	Value
* American Bond Fund of America CI F3 Symbol: BFFAX Asset Category: Income	[REDACTED]	[REDACTED]	[REDACTED]	[REDACTED]	[REDACTED]
* American New Perspective CI F3 Symbol: FNPFX Asset Category: Large Cap	[REDACTED]	[REDACTED]	[REDACTED]	[REDACTED]	[REDACTED]
* JPMorgan Mid Cap Equity CI R6 Symbol: JPPEX Asset Category: Small & Mid Cap	[REDACTED]	[REDACTED]	[REDACTED]	[REDACTED]	[REDACTED]
* MFS Growth CI R6 Symbol: MFEKX Asset Category: Large Cap	[REDACTED]	[REDACTED]	[REDACTED]	[REDACTED]	[REDACTED]
* MFS International New Discovery CI R6 Symbol: MIDLX Asset Category: Small & Mid Cap	[REDACTED]	[REDACTED]	[REDACTED]	[REDACTED]	[REDACTED]
* MFS Research CI R6 Symbol: MFRKX Asset Category: Large Cap	[REDACTED]	[REDACTED]	[REDACTED]	[REDACTED]	[REDACTED]
* Pgim Short Term Corporate Bond CI R6 Symbol: PSTQX Asset Category: Income	[REDACTED]	[REDACTED]	[REDACTED]	[REDACTED]	[REDACTED]
* Pgim Total Return Bond CI R6 Symbol: PTRQX Asset Category: Income	[REDACTED]	[REDACTED]	[REDACTED]	[REDACTED]	[REDACTED]
* T Rowe Price U.S. Treasury Money CI I Symbol: TRGXX Asset Category: Cash/Equivalents	[REDACTED]	[REDACTED]	[REDACTED]	[REDACTED]	[REDACTED]

Asset Details (continued)

Mutual Funds	Price	Quantity	Cost Basis	Unrealized Gain/Loss	Value
* Victory Sycamore Small Company Opportunity Cl R6 Symbol: VSORX Asset Category: Small & Mid Cap	[REDACTED]	[REDACTED]	[REDACTED]	[REDACTED]	[REDACTED]
Total Account Value					[REDACTED]

Cost basis is the amount of your investment for tax purposes and is used to calculate gain or loss upon sale or other disposition of a security. It is not a measure of performance. The cost basis amounts on your statement should not be relied upon for tax preparation purposes. Cost basis information may be from outside sources and has not been verified for accuracy. Refer to your official tax documents for information about reporting cost basis. Consult a qualified tax advisor or an attorney regarding your situation. If you believe the cost basis information is inaccurate, contact Client Relations.

Retirement Summary

	This Period	Cumulative
2023 Contributions	[REDACTED]	[REDACTED]
2022 Contributions	[REDACTED]	[REDACTED]

Information Regarding 2024 Required Minimum Distribution

As an IRA owner, you are required by the IRS to remove a minimum distribution from your retirement account annually. This amount is known as the Required Minimum Distribution ("RMD"). Since this is your first year to remove an RMD, you may take a distribution by December 31, 2024 or defer it until April 1, 2025. In either case, Edward Jones must report your RMD information to the IRS. Contact your Edward Jones financial advisor for more information.

Investment and Other Activity by Date

Date	Description	Quantity	Amount
12/01	Dividend on American Bond Fund of Amer F3 on [REDACTED]	[REDACTED]	[REDACTED]
12/01	Reinvestment into American Bond Fund of [REDACTED]	[REDACTED]	[REDACTED]
12/01	Dividend on Pgim Total Return Bond R6 on [REDACTED]	[REDACTED]	[REDACTED]
12/01	Reinvestment into Pgim Total Return Bond [REDACTED]	[REDACTED]	[REDACTED]
12/01	Dividend on Pgim Short Term Corp Bond R6 on [REDACTED]	[REDACTED]	[REDACTED]
12/01	Reinvestment into Pgim Short Term Corp Bond [REDACTED]	[REDACTED]	[REDACTED]
12/01	Dividend on TRP U.S. Treasury Money I on [REDACTED]	[REDACTED]	[REDACTED]
12/01	Reinvestment into TRP U.S. Treasury Money [REDACTED]	[REDACTED]	[REDACTED]
12/06	Dividend on Vngrd Intermedat on [REDACTED]	[REDACTED]	[REDACTED]
12/07	Dividend on Ish Cr TI US BD on [REDACTED]	[REDACTED]	[REDACTED]
12/11	Program Fee	[REDACTED]	[REDACTED]
12/12	Sell TRP U.S. Treasury Money [REDACTED]	[REDACTED]	[REDACTED]
12/13	Long Term Capital Gain on MFS Research R6 on [REDACTED] 263	[REDACTED]	[REDACTED]
12/13	Dividend on MFS Research R6 on [REDACTED]	[REDACTED]	[REDACTED]
12/13	Reinvestment into MFS Resear [REDACTED]	[REDACTED]	[REDACTED]