

# STATEMENT OF FINANCIAL INTEREST

State/District officials file with:  
Cole Jester, Secretary of State  
500 Woodlane Street  
Little Rock, AR 72201  
Phone (501) 682-5070  
Fax (501) 682-3548

Calendar year covered 2025  
(Note: Filing covers the previous calendar year)

For assistance in completing  
this form contact:  
Arkansas Ethics Commission  
Phone (501) 324-9600  
Toll Free (800) 422-7773

Is this an amendment?  Yes  No

Please provide complete information. If the information requested in a particular section does not apply to you, indicate such by noting "Not Applicable" in that section. Do not leave any part of this form blank. If additional space is needed, you may attach the information to this document. Do not file this form with the Arkansas Ethics Commission.

## SECTION 1- NAME AND ADDRESS

Name Sims Michael Anthony  
(Last) (First) (Middle)  
Address 4541 Caddo Lane Fayetteville, AR 72704  
(Street or P.O. Box Number) (City) (State) (Zip Code)  
Phone 479. 427. 0209  
Spouse's name Sims Jamey Rebecca  
(Last) (First) (Middle)

All names under which you and/or your spouse do business: Jamey Free Goddard Sims, Jamey Free Sims  
Mike Sims, Michael Sims


## SECTION 2- REASON FOR FILING

- Public Official \_\_\_\_\_ (office held)
- Candidate \_\_\_\_\_ (office sought)
- District Judge \_\_\_\_\_ (name of district)
- City Attorney \_\_\_\_\_ (name of city)
- State Government: Agency Head/Department Director/Division Director \_\_\_\_\_ (name of agency/department/division)
- Chief of Staff or Chief Deputy \_\_\_\_\_ (name of Constitutional Officer, Senate, or House of Representatives)
- Public appointee to State Board or Commission Arkansas State Board Acupuncture Related Techniques  
(name of board/commission)
- School Board member \_\_\_\_\_ (name of school district)
- Candidate for school board \_\_\_\_\_ (name of school district)
- Public or Charter School Superintendent \_\_\_\_\_ (name of school district/school)
- Executive Director of Education Service Cooperative \_\_\_\_\_ (name of cooperative)
- Advertising and Promotion Commission member \_\_\_\_\_ (name of advertising and promotion commission)
- Research Park Authority Board member under A.C.A. § 14-144-201 et seq. \_\_\_\_\_ (name of research park authority board)

**FILED**

**MAR 07 2026**

**Arkansas Secretary of State**



**SECTION 2- REASON FOR FILING (continued)**

- Appointee to one of the following municipal, county or regional boards or commissions (list name of board or commission):
  - Planning board or commission \_\_\_\_\_
  - Airport board or commission \_\_\_\_\_
  - Water or Sewer board or commission \_\_\_\_\_
  - Utility board or commission \_\_\_\_\_
  - Civil Service commission \_\_\_\_\_

**SECTION 3- SOURCE OF INCOME**

List each employer and/or each other source of income from which you, your spouse, or any other person for the use or benefit of you or your spouse receives gross income amounting to more than \$1,000. (You are not required to disclose the individual items of income that constitute a portion of the gross income of the business or profession from which you or you spouse derives income. For example: accountants, attorneys, farmers, contractors, etc. do not have to list their individual clients.) If you receive gross income exceeding \$1,000 from at least one source, the answer N/A is not correct.

a) Check appropriate box:  More than \$1,000  More than \$12,500  
Mike Sims Real Estate, LLC  
(name of employer or source of income)  
4541 Caddo Lane, Fayetteville, AR 72704  
(address)  
Michael A. Sims  
(name under which income received)

Provide a brief description of the nature of the services for which the compensation was received Real Estate  
Agent / Broker

b) Check appropriate box:  More than \$1,000  More than \$12,500  
Bassett Max & Associates, Inc.  
(name of employer or source of income)  
3263 N College Ave, Fayetteville, AR 72703  
(address)  
Mike Sims Real Estate, LLC  
(name under which income received)

Provide a brief description of the nature of the services for which the compensation was received Real Estate  
Agent / Broker

c) Check appropriate box:  More than \$1,000  More than \$12,500  
Raymond James Financial  
(name of employer or source of income)  
Michael Anthony Sims Trust  
(address)  
(name under which income received)

Provide a brief description of the nature of the services for which the compensation was received Dividends, Short  
Term & Long Term Gains.

d) See Attached Exhibit:  
Add'l Source & Rental Income



**SECTION 4- BUSINESS OR HOLDINGS**

List the name of every business in which you, your spouse or any other person for the use or benefit of you or your spouse have an investment or holding. Individual stock holdings should be disclosed. Figures should be based on fair market value at the end of the reporting period.

a) Check appropriate box:  More than \$1,000  More than \$12,500  
See attached Report From Raymond James Financial (Wilson-Coker)  
(name of corporation, firm or enterprise)  
\_\_\_\_\_  
(address)  
\_\_\_\_\_  
(name under which investment held)

b) Check appropriate box:  More than \$1,000  More than \$12,500  
SEE Attached Report from ATHENE (Annuity)  
(name of corporation, firm or enterprise)  
\_\_\_\_\_  
(address)  
Michael Sims  
(name under which investment held)

c) Check appropriate box:  More than \$1,000  More than \$12,500  
Centennial Bank of Arkansas  
(name of corporation, firm or enterprise)  
1400 E Joyce Blvd, Fayetteville, AR 72703  
(address)  
Michael A. Sims, Jamey Free Sims, Claire Monroe Sims, Dakota Gus, LLC  
(name under which investment held)

d) Check appropriate box:  More than \$1,000  More than \$12,500  
Simmons Bank  
(name of corporation, firm or enterprise)  
1002 S Mt Olive, Siloam Springs, AR 72761  
(address)  
Michael A Sims Trust, CMS Rental Properties, Sims Sunrise, LLC, HF46, LLC,  
(name under which investment held)

e) Check appropriate box:  More than \$1,000  More than \$12,500  
Encore Bank  
(name of corporation, firm or enterprise)  
112 W Center St, Fayetteville, AR 72701  
(address)  
Michael A. Sims, Claire Monroe Sims  
(name under which investment held)

f) Check appropriate box:  More than \$1,000  More than \$12,500  
Encore Bank - Inspira Financial  
(name of corporation, firm or enterprise)  
112 W Center St, Fayetteville, AR 72701  
(address)  
Michael A. Sims Beneficiary IRA  
(name under which investment held)

1. The first part of the document discusses the importance of maintaining accurate records of all transactions.

2. It is essential to ensure that all data is entered correctly and consistently.

3. Regular audits should be conducted to verify the accuracy of the records.

4. The second part of the document outlines the procedures for handling discrepancies.

5. Any errors identified during the audit process should be investigated immediately and corrected.

6. It is important to maintain a clear and concise log of all corrections.

7.

8. The final part of the document provides a summary of the key findings and recommendations.

9.

10.

11.

12.

13. The document concludes with a statement of appreciation for the cooperation of all staff.

14. It is hoped that these measures will help to improve the overall accuracy of the records.

15. Thank you for your attention and cooperation.

**SECTION 5- OFFICE OR DIRECTORSHIP**

List every office or directorship held by you or your spouse in any business, corporation, firm, or enterprise subject to jurisdiction of a regulatory agency of this State, or of any of its political subdivisions.

a) See Attached List "Office or Directorship"  
(name of business, corporation, firm, or enterprise)  
\_\_\_\_\_  
(address)  
\_\_\_\_\_  
(office or directorship held)  
\_\_\_\_\_  
(name of office holder)

b) \_\_\_\_\_  
(name of business, corporation, firm, or enterprise)  
\_\_\_\_\_  
(address)  
\_\_\_\_\_  
(office or directorship held)  
\_\_\_\_\_  
(name of office holder)

**SECTION 6- CREDITORS**

List each creditor to whom the value of five thousand dollars (\$5,000) or more was personally owed or personally obligated and is still outstanding. (This does not include debts owed to members of your family or loans made in the ordinary course of business by either a financial institution or a person who regularly and customarily extends credit.)

a) N/A  
(name of creditor)  
\_\_\_\_\_  
(address of creditor)  
b) \_\_\_\_\_  
(name of creditor)  
\_\_\_\_\_  
(address of creditor)  
c) \_\_\_\_\_  
(name of creditor)  
\_\_\_\_\_  
(address of creditor)

**SECTION 7- PAST-DUE AMOUNTS OWED TO GOVERNMENT**

List the name and address of each governmental body to which you are legally obligated to pay a past-due amount and a description of the nature of the amount of the obligation.

a) NA  
(name of governmental body) (address of governmental body)  
\_\_\_\_\_  
(amount owed) (nature of the obligation)  
b) \_\_\_\_\_  
(name of governmental body) (address of governmental body)  
\_\_\_\_\_  
(amount owed) (nature of the obligation)

.....

.....

**SECTION 8- GUARANTOR OR CO-MAKER**

List each guarantor or co-maker who has guaranteed a debt of yours that is still outstanding. (This includes debt guarantors arising or extended and refinanced after Jan. 1, 1989. Members of your family who are your guarantors are not required to be disclosed.)

a) N/A  
 \_\_\_\_\_  
 (name)  
 \_\_\_\_\_  
 (address)

b) \_\_\_\_\_  
 \_\_\_\_\_  
 (name)  
 \_\_\_\_\_  
 (address)

**SECTION 9- GIFTS**

List the source, date, description, and a reasonable estimate of the fair market value of each gift of more than \$100 received by you or your spouse and of each gift of more than \$250 received by your dependent children. The term "gift" is defined as "any payment, entertainment, advance, services, or anything of value unless consideration of equal or greater value has been given therefor." There are a number of exceptions to the definition of "gift." Those exceptions are set forth in the Instructions for Statement of Financial Interest prepared for use with this form. (Note: The value of an item shall be considered to be less than \$100 if the public servant reimburses the person from whom the item was received any amount over \$100 and the reimbursement occurs within ten (10) days from the date the item was received.)

a) N/A  
 \_\_\_\_\_  
 (description of gift)  
 \_\_\_\_\_  
 (date) (fair market value)  
 \_\_\_\_\_  
 (source of gift)

b) \_\_\_\_\_  
 \_\_\_\_\_  
 (description of gift)  
 \_\_\_\_\_  
 (date) (fair market value)  
 \_\_\_\_\_  
 (source of gift)

c) \_\_\_\_\_  
 \_\_\_\_\_  
 (description of gift)  
 \_\_\_\_\_  
 (date) (fair market value)  
 \_\_\_\_\_  
 (source of gift)

d) \_\_\_\_\_  
 \_\_\_\_\_  
 (description of gift)  
 \_\_\_\_\_  
 (date) (fair market value)  
 \_\_\_\_\_  
 (source of gift)

e) \_\_\_\_\_  
 \_\_\_\_\_  
 (description of gift)  
 \_\_\_\_\_  
 (date) (fair market value)  
 \_\_\_\_\_  
 (source of gift)



**SECTION 10- AWARDS**

If you are an employee of a public school district, the Arkansas School for the Blind, the Arkansas School for the Deaf, the Arkansas School for Mathematics, Sciences, and the Arts, a university, a college, a technical college, a technical institute, a comprehensive life-long learning center, or a community college, the law requires you to disclose each monetary or other award over one hundred dollars (\$100) which you have received in recognition of your contributions to education. The information disclosed with respect to each such award should include the source, date, description, and a reasonable estimate of the fair market value.

a) N/A  
\_\_\_\_\_  
(description of award)  
\_\_\_\_\_  
(date) \_\_\_\_\_ (fair market value)  
\_\_\_\_\_  
(source of award)

b) \_\_\_\_\_  
(description of award)  
\_\_\_\_\_  
(date) \_\_\_\_\_ (fair market value)  
\_\_\_\_\_  
(source of award)

c) \_\_\_\_\_  
(description of award)  
\_\_\_\_\_  
(date) \_\_\_\_\_ (fair market value)  
\_\_\_\_\_  
(source of award)

d) \_\_\_\_\_  
(description of award)  
\_\_\_\_\_  
(date) \_\_\_\_\_ (fair market value)  
\_\_\_\_\_  
(source of award)

**SECTION 11- NONGOVERNMENTAL SOURCES OF PAYMENT**

List each nongovernmental source of payment of your expenses for food, lodging, or travel which bears a relationship to your office when you appear in your official capacity when the expenses incurred exceed \$150.

a) N/A  
\_\_\_\_\_  
(name of person or organization paying expense)  
\_\_\_\_\_  
(business address) \_\_\_\_\_ \$ \_\_\_\_\_  
(date of expense) \_\_\_\_\_ (amount of expense)  
\_\_\_\_\_  
(nature of expenditure)

b) \_\_\_\_\_  
(name of person or organization paying expense)  
\_\_\_\_\_  
(business address) \_\_\_\_\_ \$ \_\_\_\_\_  
(date of expense) \_\_\_\_\_ (amount of expense)  
\_\_\_\_\_  
(nature of expenditure)



**SECTION 12- DIRECT REGULATION OF BUSINESS**

List any business which employs you and is under direct regulation or subject to direct control by the governmental body which you serve.

a) N/A  
(name of business)  
\_\_\_\_\_  
(governmental body which regulates or controls)

b) \_\_\_\_\_  
(name of business)  
\_\_\_\_\_  
(governmental body which regulates or controls)

c) \_\_\_\_\_  
(name of business)  
\_\_\_\_\_  
(governmental body which regulates or controls)

d) \_\_\_\_\_  
(name of business)  
\_\_\_\_\_  
(governmental body which regulates or controls)

**SECTION 13- SALES TO GOVERNMENTAL BODY**

List the goods or services sold to the governmental body for which you serve which have a total annual value in excess of \$1,000. List the compensation paid for each category of goods or services sold by you or any business in which you or your spouse is an officer, director, or stockholder owning more than 10% of the stock of the company.


a) N/A  
(goods or services)  
\_\_\_\_\_  
(governmental body to whom sold)

\_\_\_\_\_  
(compensation paid)  
b) \_\_\_\_\_  
(goods or services)  
\_\_\_\_\_  
(governmental body to whom sold)

\_\_\_\_\_  
(compensation paid)  
c) \_\_\_\_\_  
(goods or services)  
\_\_\_\_\_  
(governmental body to whom sold)

\_\_\_\_\_  
(compensation paid)  
d) \_\_\_\_\_  
(goods or services)  
\_\_\_\_\_  
(governmental body to whom sold)

\_\_\_\_\_  
(compensation paid)



**SECTION 14- SIGNATURE**

I certify under penalty of false swearing that the above information is true and correct.

Michael A Sims  
Signature

STATE OF ARKANSAS

COUNTY OF Washington } ss

Subscribed and sworn before me this 4 day of March, 2026.



Brandy Carr  
Notary Public

My commission expires: 9/21/2027

Note: If faxed, notary seal must be legible (i.e., either stamped or raised and inked) and the original must follow within ten (10) days pursuant to Ark. Code Ann. § 21-8-703(b)(3).

**IMPORTANT**

**Where to file:**

- State or district candidates/public servants file with the Secretary of State.
- Appointees to state boards/commissions file with the Secretary of State.
- County, township, and school district candidates/public servants file with the county clerk.
- Municipal candidates/public servants file with the city clerk or recorder, as the case may be.
- City attorneys file with the city clerk of the municipality in which they serve.
- District judges file with the Secretary of State.
- Members of regional boards or commissions file with the county clerk of the county in which they reside.

**General Information:**

- \* The Statement of Financial Interest should be filed by January 31 of each year.
- \* The filing covers the previous calendar year.
- \* Candidates for elective office shall file the Statement of Financial Interest for the previous calendar year on the first Monday following the close of the period to file as a candidate for elective office unless already filed by January 31. In addition, if the party filing period ends before January 1 of the year of the general election, candidates for elective office shall file a Statement of Financial Interest for the previous calendar year by no later than January 31 of the year of the general election.
- \* Agency heads, department directors, and division directors of state government shall file the Statement of Financial Interest within thirty (30) days of appointment or employment unless already filed by January 31.
- \* Appointees to state boards or commissions shall file the Statement of Financial Interest within thirty (30) days after appointment unless already filed by January 31.
- \* If a person is included in any category listed above for any part of a calendar year, that person shall file a Statement of Financial Interest covering that period of time regardless of whether they have left their office or position as of the date the statement is due.



Additional Source and Rental Income

Source	Description	Amount
Yard Party NWA 4541 Caddo Lane Fayetteville, AR 72704 Jamey Sims - Owner	Yard Sign Sales	More than \$1,000
616 E Delaware St Siloam Springs, AR 72761 CMS Rental Properties, LLC (Michael Sims)	Rent Income	More than \$1,000
1209 Sunrise Circle Siloam Springs, AR 72761 Sims Sunrise, LLC (Michael Sims)	Rent Income	More than \$12,500
494 E Prospect St Fayetteville, AR 72701 Dakota Gus, LLC	Rent Income	More than \$12,500
1104 Winifred Ave Lowell, AR 72745 HF 46, LLC	Rent Income	More than \$12,500



## “Office or Directorship”

Mike Sims Real Estate, LLC  
4541 Caddo Lane  
Fayetteville, AR 72704  
Michael A. Sims, Managing Member

CMS Rental Properties, LLC  
4541 Caddo Lane  
Fayetteville, AR 72704  
Michael A. Sims, Managing Member, Jamey Sims, Member

Sims Sunrise, LLC  
4541 Caddo Lane  
Fayetteville, AR 72704  
Michael A. Sims, Managing Member, Jamey Sims, Member

Dakota Gus, LLC  
4541 Caddo Lane  
Fayetteville, AR 72704  
Jamey Sims, Managing Member, Michael A. Sims, Member

HF 46, LLC  
4541 Caddo Lane  
Fayetteville, AR 72704  
Michael A. Sims, Managing Member

YardParty, LLC  
4541 Caddo Lane  
Fayetteville, AR 72704  
Jamey Sims, Managing Member

Bassett Mix & Associates, Inc.  
3263 N. College Ave  
Fayetteville, AR 72703  
Michael Sims (dba Mike Sims Real Estate, LLC), Co-Owner





2001 Spring Road, Suite 700, Oak Brook, Illinois 60523 800-258-7878

For the Account of: SIMS BENE IRAT, MICHAEL

Account Number: xxxxxM579 : Traditional IRA

October 1, 2025 - December 31, 2025

MICHAEL SIMS BENE

If you have any questions please contact your Investment Advisor  
None Identified

**Year End Tax Information**

**For Individual Retirement Accounts (IRAs)**

1. If you completed any reportable distributions, including Required Minimum Distributions (RMDs), in the previous year, a 1099-R tax form will be provided to you by January 31 of this year.
2. If you completed any reportable contributions, including rollovers, recharacterizations, or conversions for the previous year, a 5498 tax form will be provided to you by May 31 of this year.
3. Reminder: The IRA contribution deadline for any year is April 15 of the following year (or the next business day, if April 15 falls on a Saturday, Sunday, or holiday).
4. The year-end December 31 fair market value (FMV) of your investments will also be furnished to the Internal Revenue Service (IRS) in the format required by law and reflected as the Ending Balance or Ending Value at Market on this statement. If your IRA holds certain alternative assets which typically are not publicly traded and do not have a readily available FMV, the type of investment and the FMV listed under Alternative Investments in the Portfolio Detail section of this statement will be furnished to the IRS. For other important information regarding alternative assets and their valuation, please refer to your custodial agreement.



2001 Spring Road, Suite 700, Oak Brook, Illinois 60523 800-258-7878

For the Account of: SIMS BENE IRAT, MICHAEL

Account Number: xxxxxM579 : Traditional IRA

October 1, 2025 - December 31, 2025

5. The distribution(s) you receive from your account may be subject to federal income tax withholding, unless you elect not to have withholding apply. You may be liable for payment of any federal income tax due on distribution(s) from your account, regardless of whether or not you elect to have taxes withheld. In addition, if your payments of estimated tax and withholding are not adequate, you may be subject to tax penalties under estimated tax payment rules. You are urged to consult your tax advisor with respect to your election of federal income tax withholding.

#### For Taxable Custodial Accounts

1. If you received reportable interest, dividend, or capital gains payments in the previous year, a 1099-INT and/or 1099-DIV tax form will be provided to you by January 31 of this year.
2. If you received reportable proceeds from a transaction with a broker in the previous year, a 1099-B tax form will be provided to you by January 31 of this year.

#### Account Services

You may notice a new look to your statement. While the layout has changed, the information remains the same. Thank you for the opportunity to serve you.

Now is a great time to review your account(s) with Inspira Financial. Go to [account.inspirafinancial.com](https://account.inspirafinancial.com) to log in or create an online account where you can review and update any account and personal information that may have changed, check your account balance, find important documents, and add or review your designated beneficiaries.

Not sure why you received this statement? Your former employer may have transferred your retirement savings to Inspira Financial. If you have yet to reconnect with your funds that were transferred to Inspira Financial from a former employer, you can access your Inspira Financial account by visiting [onboard.inspirafinancial.com](https://onboard.inspirafinancial.com) to create an online account where you can learn more, reconnect with your savings, and manage your personal information and account.

To change the payment method on your account, please visit [inspirafinancial.com/pay](https://inspirafinancial.com/pay) and follow the instructions to complete the online Payment of Fees Authorization. Note: We cannot accept credit cards or ACH payments drawn on foreign financial institutions.

To change your statement preferences to e-delivery or request a free paper copy of your account documents, including the Privacy Policy and U.S. Consumer Privacy Notice, and custodial agreement and disclosure statement, please call us at 1-800-258-7878.

Our Privacy Policy, which informs you of how we collect, use, and protect your personal information when you interact with us, is available at [inspirafinancial.com/privacy-policy/privacy-policy](https://inspirafinancial.com/privacy-policy/privacy-policy).

Our U.S. Consumer Privacy Notice details our privacy and security practices regarding our relationship with you and provides instructions on how to limit the sharing of your information. The Notice applies to customers, applicants, and former customers of Inspira Financial Trust, LLC. The Notice is available at [inspirafinancial.com/privacy-policy/privacy-us-financial-consumer-privacy-notice](https://inspirafinancial.com/privacy-policy/privacy-us-financial-consumer-privacy-notice).

#### Amendment and Restatement of Certain Custodial Agreements

We have amended and restated in their entirety the account custodial agreements for taxable accounts identified below in accordance with their terms. The amendments will be effective as of March 1, 2026. Please visit our website at <https://inspirafinancial.com/custodial-agreements> to download a complete copy of your amended and restated custodial agreement.



2001 Spring Road, Suite 700, Oak Brook, Illinois 60523 800-258-7878

For the Account of: SIMS BENE IRAT, MICHAEL

Account Number: xxxxxM579 : Traditional IRA

October 1, 2025 - December 31, 2025

---

-Custodial Account Agreement (Individuals and Trusts)

-Custodial Account Agreement (Direct Distribution - Taxable Funds)

For the Account of: SIMS BENE IRAT, MICHAEL


Account Number: xxxxxM579 : Traditional IRA

October 1, 2025 - December 31, 2025

**Portfolio Summary**

	Market Value 12/31/2025	% Total Assets
CASH EQUIVALENTS	\$0.05	0.00
ALTERNATIVE INVESTMENTS	\$133,823.05	100.00
<b>Total Assets</b>	<b>\$133,823.10</b>	<b>100.00</b>

**Asset Allocation**



Alternative Investments

**Account Activity Summary**

	Current Period
Beginning Value at Market	\$133,823.10
Realized Gain/Loss	\$0.00
Change in Investment Value	\$0.00
Ending Value at Market	\$133,823.10



2001 Spring Road, Suite 700, Oak Brook, Illinois 60523 800-258-7878

For the Account of: SIMS BENE IRAT, MICHAEL

Account Number: xxxxxM579 : Traditional IRA

October 1, 2025 - December 31, 2025

**Portfolio Detail as of 12/31/2025**

Description	% of Portfolio	Symbol	Quantity	Unit Price	Price Date	Cost	Market Value	Unrealized Gain/Loss
<b>CASH EQUIVALENTS - %</b>								
<b>CASH EQUIVALENTS</b>								
FDIC Insured through Unaffiliated Banks	0.000	----	0.0500	\$1.0000		\$0.05	\$0.05	\$0.00
<b>TOTAL CASH EQUIVALENTS</b>								
<b>TOTAL CASH EQUIVALENTS</b>								
<b>TOTAL CASH EQUIVALENTS</b>								
<b>ALTERNATIVE INVESTMENTS - 100%</b>								
<b>PRIVATELY HELD STOCKS</b>								
Encore Bancshares Inc Common Stock F/K/A Capital Bancshares Inc Common Stock	100.000	----	655.0000	\$204.3100	12/31/2024	\$144,575.00	\$133,823.05	(\$10,751.95)
<b>TOTAL ALTERNATIVE INVESTMENTS</b>								
<b>TOTAL ALTERNATIVE INVESTMENTS</b>								
<b>TOTAL ALTERNATIVE INVESTMENTS</b>								
<b>Grand Total All Assets</b>								
<b>Grand Total All Assets</b>								
<b>Grand Total All Assets</b>								
						<b>\$144,575.05</b>	<b>\$133,823.10</b>	<b>(\$10,751.95)</b>

Assets which are not priced on a daily basis, including most alternative investments, will display the most recent price or valuation date reported to Inspira Financial. Most publicly traded securities will not display a price date as they generally are priced on a daily basis. Other assets such as Certificates of Deposit and Promissory Notes, which are valued at current face value, also will not display a price date.

<sup>a</sup> The Price Date for alternative assets is the date that the Unit Price was last confirmed by the sponsor. The quantity is based upon the most recent valuation provided by the investment sponsor for your holding. In some cases the Price Date and the date associated with the quantity may not match due to a delay in receiving a more current valuation.



2001 Spring Road, Suite 700, Oak Brook, Illinois 60523 800-258-7878

For the Account of: SIMS BENE IRAT, MICHAEL

Account Number: xxxxxM579 Traditional IRA

October 1, 2025 - December 31, 2025

Transaction History

Date	Transaction Type	Settle Date	Trade Date	Description	Quantity	Unit Price	Cash Amount	Cost Basis
------	------------------	-------------	------------	-------------	----------	------------	-------------	------------

No Recent Transactions.



2001 Spring Road, Suite 700, Oak Brook, Illinois 60523 800-258-7878

For the Account of: SIMS BENE IRAT, MICHAEL

Account Number: xxxxxM579 : Traditional IRA

October 1, 2025 - December 31, 2025

## **Important Information**

1. Review your statement carefully and notify us immediately if you believe there is an error(s). You have 45 days after either (a) the date of mailing of a paper account statement or (b) the date of electronic delivery of an account statement (or, if delivered via both mail and electronic delivery, whichever is earlier) to file any written objections or exceptions with us. If no action is taken within the 45-day period, it signifies your approval of the statement and precludes you from making future claims, objections, or exceptions regarding the statement or any transactions or information therein. Such approval by you shall be full release and discharge of Inspira Financial regarding the transactions and information in your statement.
2. For publicly traded securities, the values shown represent the closing prices on the last business day of the statement period. These values are obtained from quotation services and other sources which we deem reliable, but Inspira cannot guarantee their accuracy. Brokerage accounts are valued at the total asset value in the account supplied by the brokerage firm. Please refer to your custodial agreement for provisions on the valuation of account assets, including alternative assets, brokerage accounts (including an account that is used to trade in futures), and trading assets in your account, for purposes of this statement. You may not rely on the valuation contained in this statement for purposes of making investment decisions.
3. You are responsible for the choice of the assets in your account, including investments directed by an authorized third party. It is also your responsibility to understand the risks associated with such assets. Inspira Financial (a) does not offer any investment management or advice, (b) has no responsibility to investigate any investment or investment sponsor, and (c) makes no representations as to and has no responsibility or liability for the safety or performance of any asset held in your account. Agreeing to custody an asset in your account does not constitute an endorsement in any way of that asset.
4. All trading activity on Inspira Financials' platforms or portals (each, a Platform) is at your own risk. Please read the Terms of Service carefully before using a Platform. You are responsible for (a) any errors made in entering information, (b) verifying that orders are entered and executed correctly, and (c) immediately notifying Inspira Financial of any issue with a transaction conducted on a Platform. You must protect your username and password. You will be liable for actions of any unauthorized party using your username and password. Inspira Financial is not liable for any loss or liability resulting directly or indirectly from interruptions of service or other similar events.
5. Inspira Financial is not a broker and does not solicit orders for securities trades. All trades for publicly traded securities for your account, including those through a Platform, are placed with and executed by an unaffiliated third-party brokerage firm. A transaction will not be executed if it will create an overdraft in your account.
6. All investment transactions, including sales, liquidations, and redemptions, must be made through Inspira Financial as the custodian of your account. Failure to do so may result in serious tax consequences and our inability to perform our custodial functions or issue accurate statements. Inspira Financial has no liability for your failure to conduct all transactions through Inspira Financial.
7. If you have a taxable account, the Cost Basis shown on the statement is a cumulative figure, but for tax purposes Inspira Financial will do tax lot accounting on a first in, first out basis.
8. For more information regarding how your account's uninvested cash is invested, please refer to your account custodial agreement, available on our website [inspirafinancial.com/custodial-agreements](https://inspirafinancial.com/custodial-agreements).



005998 000010 000001 000001



Michael Sims  
4541 Caddo Lane  
Fayetteville, AR 72704

# ATHENE Driven to do more.™

Athene Annuity and Life Company  
7700 Mills Civic Parkway, West Des Moines, IA 50266

## BalancedChoice™ Annuity 12



005998 6001



Michael Sims  
4541 Caddo Lane  
Fayetteville, AR 72704

**Owner:** Michael Sims  
**Annuitant:** Michael Sims  
**Contract Number:** AX00042223  
**Product Type:** IRA - Indexed Annuity  
**Product Name:** BalancedChoice™ Annuity 12  
**Issue Date:** 12/14/2015  
**Date Prepared:** 12/15/2025  
**Initial Premium:** \$452,764.17

<b>Accumulation Value as of 12/14/2024</b>	<b>\$686,937.79</b>
Total Interest Credited	\$94,816.49
Total Reduction from Withdrawals/Charges	\$14,547.60 <sup>1</sup>
<b>Accumulation Value as of 12/14/2025</b>	<b>\$767,206.68</b>
<b>Current Death Benefit</b>	<b>\$767,206.68</b>
<b>Your Withdrawals/Charges</b>	
Net Reduction from Withdrawals	\$0.00
Income Rider Charges	\$9,947.52
Death Benefit Rider Charges	\$4,600.08
<b>Total Reduction from Withdrawals/Charges</b>	<b>\$14,547.60<sup>1</sup></b>
<b>Additional Values</b>	
Cash Surrender Value as of 12/14/2024	\$575,853.19
Cash Surrender Value as of 12/14/2025	\$651,909.70
Balanced Allocation Value as of 12/14/2025	\$767,206.68
Market Value Adjustment as of 12/14/2025	\$(11,724.08)
Free Withdrawal Amount as of 12/14/2025	\$76,720.67
Remaining Withdrawal Charge Period	2 years
<b>Lifetime Income Rider - SGO Max Benefits as of 12/14/2025</b>	
Annual Maximum Lifetime Income Withdrawal - Level Single	\$57,274.19
Annual Maximum Lifetime Income Withdrawal - Inflation-Indexed Single	\$43,797.91
Income Base	\$1,347,628.11
Income Base Guaranteed Interest Rate	3.00%
Balanced Allocation Income Percentage	150.00%
Annual Income Rider Charge Rate	0.85%
<b>Bonus Death Benefit Rider Benefits as of 12/14/2025</b>	
Enhanced Death Benefit Interest Rate	2.00%
Annual Death Benefit Rider Charge Rate	0.85%

<sup>1</sup>This value includes any taxes or overnight charges you elected to have withheld from your distributions.

## Have a Question?

**Contact your Producer:**  
**John Erwin**  
**479-527-0547**


Visit [athene.com/MyAthene](http://athene.com/MyAthene)  
Call 888-266-8489

**Go paperless! Get annual statements online.**

Choose eDelivery to help manage your annuity paperwork.



When it comes to retirement, a little stability goes a long way.



**Your Interest Crediting Strategies Summarized**

Contract Number: AX00042223

Strategies	Starting Strategy Value	Strategy Interest Credited	Total Reduction from Withdrawals / Charges	Ending Strategy Value	Annual Strategy Charge Rate
2-Yr Index Earnings Strategy (SPX)	\$686,937.79	\$94,816.49	\$14,547.60	\$767,206.68	N/A
<b>Total</b>	<b>\$686,937.79</b>	<b>\$94,816.49</b>	<b>\$14,547.60</b>	<b>\$767,206.68</b>	

**Strategy Performance Summarized**

Strategies	Rate Type	Current Rate	Strategy Index % Change	Strategy Balanced Allocation Factor	End of Term Interest Credited
2-Yr Index Earnings Strategy (SPX)	Declared Rate	0.50%			
	Declared Allocation	70.00%	44.66%	14.10%	\$94,816.49
	Index Allocation Percent	30.00%			

**Index Prices Used In Strategy Performance Calculations**

Index	Term Begin Date	Starting Value	Current Value
S&P 500 <sup>®</sup> Index (SPX)	12/14/2023	4,719.55	6,827.41

**How Your Interest Crediting Strategies Have Changed For The Next Contract Year.**

Strategies	Ending Strategy Value	New Strategy Allocation	New Starting Strategy Value
2-Yr Index Earnings Strategy (SPX)	\$767,206.68	0.00%	\$0.00
2-Yr Index Earnings Strategy (SPX,HSI,SX5E) With Charge	\$0.00	100.00%	\$767,206.68
<b>Total</b>	<b>\$767,206.68</b>	<b>100.00%</b>	<b>\$767,206.68</b>

## Annual Statement Glossary of Terms

<b>Balanced Allocation Value</b>	This value measures the appreciation in the value of the Interest Earnings Strategy as of the statement date. Prior to the Crediting Date, the Balanced Allocation Value will fluctuate up and down and is not a guaranteed value.
<b>Balanced Allocation Factor</b>	This is used to measure the net appreciation of the Interest Earnings Strategy during the current term.
<b>Accumulation Value</b>	This value is equal to the premium paid plus any applicable premium bonus and interest credits, less Strategy Charges, rider charges, and withdrawals of any type. Interest will not be credited to the Accumulation Value prior to the crediting date.
<b>Death Benefit</b>	This value is the lump sum amount the beneficiaries would have received if the contract's death benefit had been paid on the statement date.
<b>Cash Surrender Value</b>	The amount that would have been paid if the contract had been surrendered on the statement date. This value includes any applicable Withdrawal Charges, Market Value Adjustment, and Premium Bonus Recapture Adjustment.
<b>Income Base</b>	Your Income Base is the value upon which Lifetime Income Withdrawals are based, which you can start, stop, and restart. It is not payable as a Cash Surrender Value and is not the same as the Accumulation Value.
<b>Market Value Adjustment</b>	A Market Value Adjustment is applied to any withdrawal within the withdrawal charge period that is greater than the free withdrawal amount. The MVA may be positive or negative, depending on interest rates at the time of the withdrawal.
<b>Withdrawals/Charges</b>	The total of all deductions from your contract during the statement period, including partial withdrawals, charges associated with any withdrawals in excess of the free withdrawal amount, any income rider withdrawals (including excess), any Strategy Charges, and the charges for any optional rider(s). This amount is offset by any strategy interest on free withdrawals in determining the reduction in Accumulation Value from withdrawals.
<b>Index Change %</b>	Indexed strategy interest credits are based on the movement of one or more indexes over a set period of time (term period). The change during each term period is used to calculate the Index % change. The index change may be positive, negative or zero, but the interest credited at the end of the term period will never be less than zero.

Market indices do not include dividends paid on the underlying stocks, and therefore do not reflect the total return of the underlying stocks; neither an index nor any market-indexed annuity is comparable to a direct investment in the equity markets. Indexed annuities are not registered securities or stock market investments and do not directly participate in any stock or equity investments.

The S&P 500® Index (the "Index") is a product of S&P Dow Jones Indices LLC or its affiliates ("S&P DJI") and has been licensed for use by Athene Annuity and Life Company and Athene Annuity & Life Assurance Company of New York (collectively, "Athene"). S&P®, S&P 500®, SPX®, US 500, The 500, iBoxx®, iTraxx® and CDX® are trademarks of S&P Global, Inc. or its affiliates ("S&P"); Dow Jones® is a registered trademark of Dow Jones Trademark Holdings LLC ("Dow Jones"). It is not possible to invest directly in an index. Athene's products are not regulated, sponsored, operated, issued, endorsed, sold, guaranteed or promoted by S&P DJI, Dow Jones, S&P, or any of their respective affiliates (collectively, "S&P Dow Jones Indices"). S&P Dow Jones Indices does not make any representation or warranty, express or implied, to the owners of Athene's products or any member of the public regarding the advisability of investing in securities generally or in Athene's products particularly or the ability of the Index to track general market performance. Past performance of an index is not an indication or guarantee of future results. S&P Dow Jones Indices' only relationship to Athene with respect to the Index is the licensing of the Index and/or sub-licensing certain trademarks, service marks and/or trade names of S&P Dow Jones Indices and/or its licensors. The Index is determined, composed and calculated by S&P Dow Jones Indices without regard to Athene or Athene's products. S&P Dow Jones Indices has no obligation to take the needs of Athene or the owners of Athene's products into consideration in determining, composing or calculating the Index. S&P Dow Jones Indices has no obligation or liability in connection with the administration, marketing or trading of Athene's products. There is no assurance that investment products based on the Index will accurately track index performance or provide positive investment returns. S&P Dow Jones Indices LLC is not an investment adviser, commodity trading advisor, commodity pool operator, broker dealer, fiduciary, "promoter" (as defined in the Investment Company Act of 1940, as amended), "expert" as enumerated within 15 U.S.C. § 77k(a) or tax advisor. Inclusion of a security, commodity, crypto currency or other asset within an index is not a recommendation by S&P Dow Jones Indices to buy, sell, or hold such security, commodity, crypto currency or other asset, nor is it considered to be investment advice or commodity trading advice.

S&P DOW JONES INDICES DOES NOT GUARANTEE THE ADEQUACY, ACCURACY, TIMELINESS AND/OR THE COMPLETENESS OF THE INDEX OR ANY DATA RELATED THERETO OR ANY COMMUNICATION, INCLUDING BUT NOT LIMITED TO, ORAL OR WRITTEN COMMUNICATION (INCLUDING ELECTRONIC COMMUNICATIONS) WITH RESPECT THERETO. S&P DOW JONES INDICES SHALL NOT BE SUBJECT TO ANY DAMAGES OR LIABILITY FOR ANY ERRORS, OMISSIONS, OR DELAYS THEREIN. S&P DOW JONES INDICES MAKES NO EXPRESS OR IMPLIED WARRANTIES, AND EXPRESSLY DISCLAIMS ALL WARRANTIES, OF MERCHANTABILITY OR FITNESS FOR A PARTICULAR PURPOSE OR USE OR AS TO RESULTS TO BE OBTAINED BY ATHENE, OWNERS OF ATHENE'S PRODUCTS, OR ANY OTHER PERSON OR ENTITY FROM THE USE OF THE INDEX OR WITH RESPECT TO ANY DATA RELATED THERETO. WITHOUT LIMITING ANY OF THE FOREGOING, IN NO EVENT WHATSOEVER SHALL S&P DOW JONES INDICES BE LIABLE FOR

ANY INDIRECT, SPECIAL, INCIDENTAL, PUNITIVE, OR CONSEQUENTIAL DAMAGES INCLUDING BUT NOT LIMITED TO, LOSS OF PROFITS, TRADING LOSSES, LOST TIME OR GOODWILL, EVEN IF THEY HAVE BEEN ADVISED OF THE POSSIBILITY OF SUCH DAMAGES, WHETHER IN CONTRACT, TORT, STRICT LIABILITY, OR OTHERWISE. S&P DOW JONES INDICES HAS NOT REVIEWED, PREPARED AND/OR CERTIFIED ANY PORTION OF, NOR DOES S&P DOW JONES INDICES HAVE ANY CONTROL OVER, THE ATHENE PRODUCT REGISTRATION STATEMENT, PROSPECTUS OR OTHER OFFERING MATERIALS. THERE ARE NO THIRD-PARTY BENEFICIARIES OF ANY AGREEMENTS OR ARRANGEMENTS BETWEEN S&P DOW JONES INDICES AND ATHENE, OTHER THAN THE LICENSORS OF S&P DOW JONES INDICES.

Barclays Capital Inc. and its affiliates ("Barclays") is not the issuer or producer of the Products referenced herein and Barclays has no responsibilities, obligations or duties to purchasers in these Products. The Shiller Barclays CAPE® US Sector Risk Controlled 10% USD Total Return Index and the Shiller Barclays Global Index (collectively, the "Indices") are trademarks owned by Barclays Bank PLC and licensed for use by Athene Annuity and Life Company ("Athene") as the issuer of one or more fixed indexed annuities (the "Product(s)"). Barclays only relationship with Athene in respect of the Indices is the licensing of the Indices, which is determined, composed and calculated by Barclays without regard to Athene or the Product(s) or the owners of the Product(s). While Athene may for itself execute transaction(s) with Barclays in or relating to the Indices in connection with the Product(s), purchasers acquire the Product(s) from Athene and purchasers neither acquire any interest in the Indices nor enter into any relationship of any kind whatsoever with Barclays upon making a purchase of the Product(s). The Product(s) are not sponsored, endorsed, sold or promoted by Barclays. Barclays does not make any representation or warranty, express or implied regarding the advisability of purchasing the Product(s) or the ability of the Indices to track corresponding or relative market performance. Barclays has not passed on the legality or suitability of the Product(s) with respect to any person or entity. Barclays is not responsible for and has not participated in the determination of the timing of, prices at, or quantities of the Product(s) to be issued. Barclays has no obligation to take the needs of Athene or the owners of the Product(s) or any other third party into consideration in determining, composing or calculating the Indices. Barclays has no obligation or liability in connection with administration, marketing of the Product(s).

The Shiller Barclays CAPE® US Sector Risk Controlled 10% USD Total Return Index and the Shiller Barclays Global Index (collectively, the "Indices") have been developed in part by RSBB, LLC, the research principal of which is Robert J. Shiller. RSBB, LLC is not an investment advisor and does not guarantee the accuracy and completeness of the Indices or any data or methodology either included therein or upon which they are based. RSBB, LLC shall have no liability for any errors, omissions or interruptions therein and makes no warranties expressed or implied, as to the performance or results experienced by any party from the use of any information included therein or upon which it is based, and expressly disclaims all warranties of the merchantability or fitness for a particular purpose with respect thereto, and shall not be liable for any claims or losses of any nature in connection with the use of such information, including but not limited to, lost profits or punitive or consequential damages even, if RSBB, LLC is advised of the possibility of same.

The licensing agreement between Athene and Barclays is solely for the benefit of Athene and Barclays and not for the benefit of the owners of the Product(s) or other third parties.

Athene Annuity and Life Company's Product ("Product") is not sponsored, endorsed, sold or promoted by BofAS Securities, Inc., or its affiliates ("BofAS"). BofAS has not passed on the legality or suitability of, or the accuracy or adequacy of descriptions and disclosures relating to, the Product, nor makes any representation or warranty, express or implied, to the owners of Product or any member of the public regarding the Product or the advisability of purchasing the Product, particularly the ability of the Merrill Lynch RPM Index™ ("Index") to track performance of any market or strategy. Athene Annuity and Life Company ("Licensee") is licensing certain trademarks and trade names and the Index or components thereof. The Index is determined, composed and calculated by BofAS without regard to the Licensee or the Product or its holders. BofAS has no obligation to take the needs of the Licensee or the holders of the Product into consideration in determining, composing or calculating the Index. BofAS is not responsible for and has not participated in the determination of the timing of, prices of, or quantities of the Product to be issued or in the determination or calculation of the equation by which the Product is to be priced, sold, or purchased, or redeemed. BofAS has no obligation or liability in connection with the administration or marketing of the Product.

BOFA MERRILL LYNCH DOES NOT GUARANTEE THE ACCURACY AND/OR THE COMPLETENESS OF THE INDEX OR ANY DATA INCLUDED THEREIN AND BOFA MERRILL LYNCH SHALL HAVE NO LIABILITY FOR ANY ERRORS, OMISSIONS, UNAVAILABILITY, OR INTERRUPTIONS THEREIN. BOFA MERRILL LYNCH MAKES NO WARRANTY, EXPRESS OR IMPLIED, AS TO RESULTS TO BE OBTAINED BY LICENSEE, HOLDERS OF THE PRODUCT OR ANY OTHER PERSON OR ENTITY FROM THE USE OF THE INDEX OR ANY DATA INCLUDED THEREIN. BOFA MERRILL LYNCH MAKES NO EXPRESS OR IMPLIED WARRANTIES AND EXPRESSLY DISCLAIMS ALL WARRANTIES OF MERCHANTABILITY OR FITNESS FOR A PARTICULAR PURPOSE OR USE, WITH RESPECT TO THE INDEX OR ANY DATA INCLUDED THEREIN. WITHOUT LIMITING ANY OF THE FOREGOING, IN NO EVENT SHALL BOFA MERRILL LYNCH HAVE ANY LIABILITY FOR ANY SPECIAL, PUNITIVE, INDIRECT, INCIDENTAL, CONSEQUENTIAL DAMAGES, OR LOST PROFITS, EVEN IF NOTIFIED OF THE POSSIBILITY OF SUCH DAMAGES.

"BofA Merrill Lynch®" and the "Merrill Lynch RPM Index™" are trademarks of BofAS or its affiliates and have been licensed for use by Athene Annuity and Life Company.

The Merrill Lynch RPM Index™ is the property of BofAS, which has contracted with S&P Opco, LLC (a subsidiary of S&P Dow Jones Indices LLC) to calculate and maintain the Index. The Index is not sponsored by S&P Dow Jones Indices or its affiliates or its third party licensors (collectively, "S&P Dow Jones Indices"). S&P Dow Jones Indices will not be liable for any errors or omissions in calculating the Index. "Calculated by S&P Dow Jones Indices" and the related stylized mark(s) are service marks of S&P Dow Jones Indices and have been licensed for use by Licensee.

The WisdomTree Siegel Strategic Value Index™ (the "Index") is the exclusive property of Canadian Imperial Bank of Commerce (Canadian Imperial Bank of Commerce, together with its affiliates, "CIBC"). CIBC has engaged Bloomberg Finance L.P. ("Bloomberg") to maintain and to make certain calculations related to the Index. "Canadian Imperial Bank of Commerce", "CIBC" and "Index" (collectively, the "CIBC Marks") are trademarks or service marks of CIBC. CIBC has licensed use of the Index and the CIBC Marks to Athene Annuity and Life Company ("Athene") for use in one or more fixed indexed annuities offered by Athene (the "Product(s)"). CIBC is not the issuer of the Products and its sole contractual relationship with Athene is to license the Index and the CIBC Marks to Athene. CIBC, Jeremy Siegel (Siegel), senior research advisor to WisdomTree Investments, Inc. ("WisdomTree"), and WisdomTree each contributed to the development of the index without considering the needs of Athene or any annuitant. Neither CIBC, Siegel nor WisdomTree make any representation or warranty, express or implied, regarding the Index or its development and have no responsibilities, obligations or liabilities with respect to the inception, adjustment, maintenance, operation or calculation. None of CIBC, WisdomTree, Bloomberg or Siegel are affiliated with each other or control or are controlled by each other. "WisdomTree" is a registered trademark of WisdomTree. WisdomTree and Siegel have licensed certain rights to CIBC to use their names in connection with the Index.

None of CIBC, Bloomberg, Siegel and WisdomTree or any other third-party licensor (collectively, the "Index Parties") to CIBC is acting, or has been authorized to act, as an agent of Athene or has in any way sponsored, promoted, solicited, negotiated, endorsed, offered, sold, issued, supported, structured or priced any Products or provided investment advice to Athene. No Index Party is a fiduciary or agent of any purchaser, seller or holder of any Product, or has made any representation or warranty, express or implied, regarding the advisability of purchasing, selling or holding any Product or the ability of the Index to track corresponding or relative market performance. Purchasers of any Product neither acquire any interest in the Index nor enter into any relationship of any kind whatsoever with any of the Index Parties. No Index Party guarantees the timeliness, accurateness, or completeness of the Index or any data or information relating thereto and shall have no liability in connection with the Index or any data or information relating thereto. No Index Party shall have any liability with respect to any Product, nor any liability for any loss relating to any Product, whether arising directly or indirectly from the use of the Index, its methodology, or otherwise. The selection of the Index as a crediting option under any Product does not obligate Athene to invest annuity premiums in the components of the Index. Any obligation to invest annuity premiums received under the Products are determined solely by Athene.

BLOOMBERG is a trademark and service mark of Bloomberg. Bloomberg and its affiliates are not affiliated with Athene or CIBC. Bloomberg's association with CIBC is to act as the administrator and calculation agent of the Index, which is the property of CIBC. Bloomberg does not guarantee the timeliness, accurateness, or completeness of the Index or any data or information relating thereto and shall have no liability in connection with the Index or any data or information relating thereto.

In calculating the level of the Index, the index methodology deducts a maintenance fee of 0.20% per year, calculated daily. This fee will reduce the level of the Index and thus the amount of interest, if any, that will be credited to any Product. Furthermore, while the volatility control applied by CIBC as part of the index methodology may result in less fluctuation in rates of return as compared to indices without volatility controls, it may also reduce the overall rate of return for products referencing the Index as compared to other indices not subject to volatility controls.

# Electronic Fund Transfer (EFT)

Reliable Payments, Secure Transactions, Efficient Service





Driven to do more.®

## Simplify Your Payments with EFT: Fast, Secure and Hassle-Free!

Tired of waiting to receive your payments through postal mail? Electronic Fund Transfer (EFT) is a simpler, safer way to receive payments. Enrolling in EFT is an eco-friendly option that benefits everyone, and together we can contribute to environmental sustainability.

Electronic payments streamline business operations which allows us to provide you with a better service experience. Let's look at the facts to see what's more reliable, safe, and efficient for you.

	 <b>Electronic Fund Transfer (EFT)</b>	 <b>Paper Check</b>
<b>Reliable</b>	✓ Send or receive funding securely and directly to your bank account within a few business days	✗ Susceptible to manual errors, processing delays and exposure
<b>Safe &amp; Secure</b>	✓ Benefit from safe encrypted transactions complete with tracking, reducing the risk of fraud	✗ Increase the risk of losing checks or personal information with postal mail
<b>Efficient</b>	✓ Eliminate bank visits to reduce delays and save manual check processing time	✗ Wait longer for funds you need. Standard business processing time plus 7-10 days for delivery through postal mail

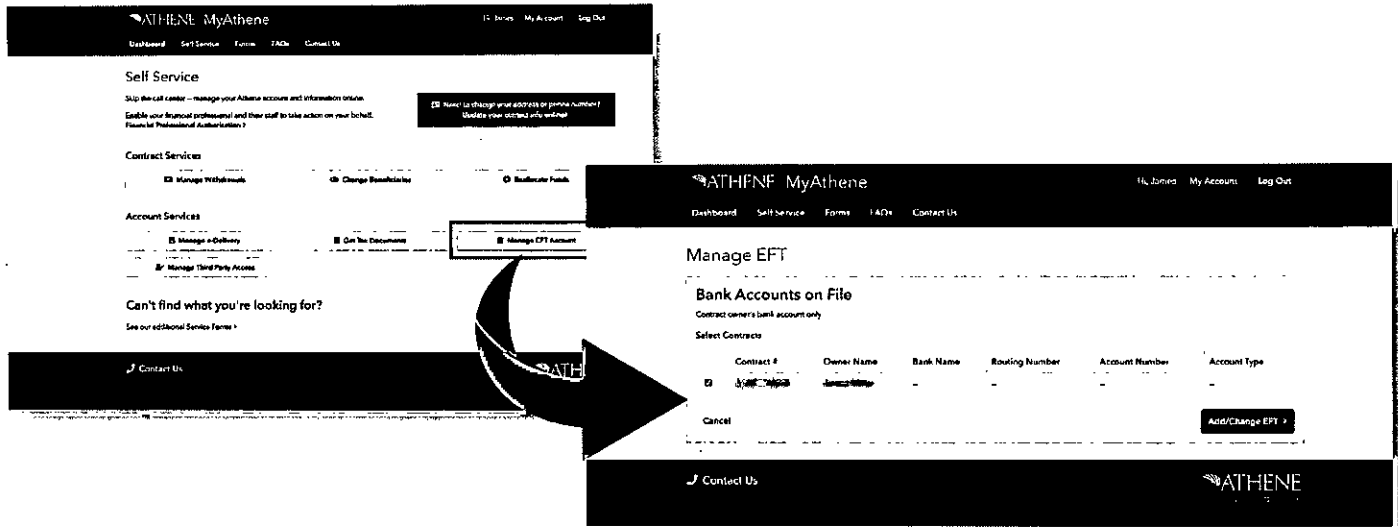


**Enroll online today!** Follow the simple steps on the back of this page to enroll in EFT using your MyAthene account.

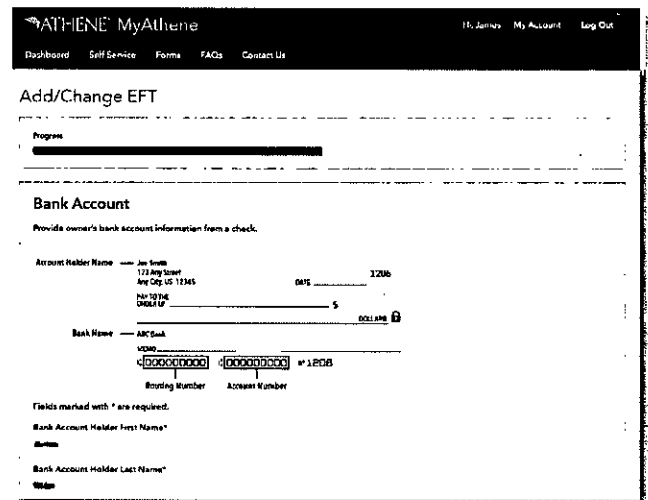
INVESTMENT AND INSURANCE PRODUCTS ARE: • NOT FDIC INSURED • NOT INSURED BY ANY FEDERAL GOVERNMENT AGENCY • NOT A DEPOSIT OR OTHER OBLIGATION OF, OR GUARANTEED BY, THE BANK OR ANY OF ITS AFFILIATES • SUBJECT TO INVESTMENT RISKS, INCLUDING POSSIBLE LOSS OF THE PRINCIPAL AMOUNT INVESTED

# MyAthene Manage EFT Accounts

**Log in to your MyAthene account** at [www.athene.com/myathene](http://www.athene.com/myathene) and visit the Self Service page to manage bank account information. Not registered yet? Sign up for MyAthene and manage your annuity online at [www.athene.com/myathene-EFT](http://www.athene.com/myathene-EFT).



1. **Select Manage EFT Account** to add or change bank account information for direct deposit of withdrawals. Select the applicable contract to update, then click the Add/Change EFT button.
2. **Enter the account holder's** first and last name, bank name and required bank account **information**. Use a blank check or deposit slip to retrieve routing and account information needed to set up EFT.
3. **Select the appropriate account type** (checking or savings), then click Next to continue. (A brokerage account is not an option for EFT.)
4. A pop-up will appear to **confirm your EFT information** prior to submitting your request. Once you've reviewed your information for accuracy, click Confirm. Note: Further validation of bank account information may be required, and EFT may not be available for all contracts.



Withdrawals and surrender of taxable amounts are subject to ordinary income tax, and except under certain circumstances, will be subject to an IRS penalty if taken prior to age 59½.

This material is a general description intended for informational and educational purposes. Athene Annuity and Life Company (61689), headquartered in West Des Moines, Iowa, and issuing annuities in 49 states (excluding NY) and in D.C., and Athene Annuity & Life Assurance Company of New York (68039), headquartered in Pearl River, NY, and issuing annuities in New York, are not undertaking to provide investment advice for any individual or in any individual situation, and therefore nothing in this should be read as investment advice. This material should not be interpreted as a recommendation by Athene Annuity and Life Company, Athene Annuity & Life Assurance Company of New York or Athene Securities, LLC. Please reach out to your financial professional if you have any questions about Athene products or their features.

# Privacy Notice



Athene.com

## FACTS What Does Athene USA Do With Your Personal Information?

### Why?

Financial companies choose how they share your personal information. Federal law gives consumers the right to limit some but not all sharing. Federal law also requires us to tell you how we collect, share, and protect your personal information. Please read this notice carefully to understand what we do.

### What?

The types of personal information we collect and share depend on the product or service you have with us. This information can include:

- Social Security number and name, address, and date of birth
- assets and income
- wire transfer instructions and financial information

When you are *no longer* our customer, we continue to share your information as described in this notice.

### How?

All financial companies need to share customers' personal information to run their everyday business. In the section below, we list the reasons financial companies can share their customers' personal information; the reasons Athene USA (hereinafter referred to as "Athene") chooses to share; and whether you can limit this sharing.

Reasons we can share your personal information	Does Athene share?	Can you limit this sharing?
<b>For our everyday business purposes</b> —such as to process your transactions, maintain your account(s), respond to court orders and legal investigations, or report to credit bureaus	Yes	No
<b>For our marketing purposes</b> —to offer our products and services to you	Yes	No
<b>For joint marketing with other financial companies</b>	No	We don't share
<b>For our affiliates' everyday business purposes</b> —information about your transactions and experiences	Yes	No
<b>For our affiliates' everyday business purposes</b> —information about your creditworthiness	No	We don't share
<b>For nonaffiliates to market to you</b>	No	We don't share

**Questions?** Visit us online at [athene.com](http://athene.com)



## WHO ARE WE

<b>Who is providing this notice?</b>	Companies owned by Athene USA using the Athene name to provide financial services to customers. This includes Athene Annuity and Life Company, Athene Life Insurance Company of New York, Athene Annuity & Life Assurance Company of New York, and Athene Securities, LLC.
--------------------------------------	--

## WHAT WE DO

<b>How does Athene protect my personal information?</b>	To protect your personal information from unauthorized access and use, we use security measures that comply with federal law. These measures include computer safeguards and secured files and buildings.
<b>How does Athene collect my personal information?</b>	We collect your personal information, for example, when you <ul style="list-style-type: none"><li>• apply for a financial product</li><li>• request additional services</li><li>• update your contact or account information</li></ul> Depending on your product we may also collect your personal information from other companies under certain circumstances.
<b>Why can't I limit all sharing?</b>	Federal law gives you the right to limit only <ul style="list-style-type: none"><li>• sharing for affiliates' everyday business purposes – information about your creditworthiness</li><li>• affiliates from using certain information to market to you</li><li>• sharing for nonaffiliates to market to you</li></ul> State laws and individual companies may give you additional rights to limit sharing.

## DEFINITIONS

<b>Affiliates</b>	Companies related by common ownership or control. They can be financial and nonfinancial companies. <ul style="list-style-type: none"><li>• Our affiliates include companies that utilize the names Athene or Apollo.</li></ul>
<b>Nonaffiliates</b>	Companies not related by common ownership or control. They can be financial and nonfinancial companies. <ul style="list-style-type: none"><li>• Athene does not share with nonaffiliates so they can market to you.</li></ul>
<b>Joint marketing</b>	A formal agreement between nonaffiliated financial companies that together market financial products or services to you. <ul style="list-style-type: none"><li>• Athene does not engage in joint marketing.</li></ul>

## OTHER IMPORTANT INFORMATION

Under certain circumstances, Athene may collect or receive certain medical information. This medical information is used only to serve your policy and not for any marketing purposes. We do not share medical information with Nonaffiliates.



Balances as of: 03/03/2026 04:58:25 PM **Account Balances**

Account: 51086255 - Mike Sims Real Estate	Description	
Current Value		\$26,013.86
Previous Close Balance		\$26,013.86
Total Security Value		\$0.00
Available Balance for Withdrawal		\$26,013.90
Available Balance for Trading		\$26,013.86
Trade Date Balance		\$26,013.86
Settle Date Balance		\$26,013.86
Liquidation Value		\$26,013.86
Last Statement Value		\$26,013.86
Change Since Last Statement		\$0.00
Change Since Last Statement %		0.00%
Prior Year End Value		\$28,733.09
Change Year to Date		(\$2,719.23)
Change YTD %		-9.46%

<sup>1</sup>Missing Cost Basis is not included in total cost calculations e - Periodic Exchange Plan exists for this holding o - Open Order exists p - Periodic Investment Plan exists for this holding  
 s - Systematic Withdrawal Plan exists for this holding \* - Multiple investment plans exist for this holding N - Pricing is not available for this security † - Current Value does not include Life Insurance Values

Pricing as of: Previous Close

**Account Holdings**

Account: 51086255 - Mike Sims Real Estate											
Description	Symbol /CUSIP	Type / Loc	Quantity	Price	Daily Change \$	Current Value	Avg Cost Per Share	CB GL \$	CB GL %	Est. Ann Inc	% of Port
CASH						\$26,013.86				\$7.80	1.15%
<b>Total:</b>			<b>1</b>			<b>\$26,013.86</b>			<b>26.72%</b>	<b>\$7.80</b>	<b>100.00%</b>

<sup>1</sup> Missing Cost Basis is not included in total cost calculations e - Periodic Exchange Plan exists for this holding o - Open Order exists p - Periodic Investment Plan exists for this holding  
 s - Systematic Withdrawal Plan exists for this holding \* - Multiple investment plans exist for this holding N - Pricing is not available for this security † - Current Value does not include Life Insurance Values

SIMS, MICHAEL ANTHONY/JAMEY F  
 Michael A. Sims  
 4541 Caddo Ln  
 Fayetteville, AR 72704-9357411  
 b: 479-427-0209  
 m: 479-427-0209  
 b: 479-549-2786

Balances as of: 03/03/2026 04:58:25 PM **Account Balances**

Description	
Account: 50845200 - Sims * MM Michael Anthony	
Current Value	\$81,344.72
Previous Close Balance	\$81,235.92
Total Security Value	\$73,996.80
Available Balance for Withdrawal	\$7,347.93
Available Balance for Trading	\$7,347.92
Trade Date Balance	\$7,347.92
Settle Date Balance	\$7,347.92
Liquidation Value	\$81,235.92
Last Statement Value	\$81,961.92
Change Since Last Statement	(\$617.20)
Change Since Last Statement %	-0.75%
Prior Year End Value	\$86,072.35
Change Year to Date	(\$4,727.63)
Change YTD %	-5.49%

<sup>1</sup>Missing Cost Basis is not included in total cost calculations e - Periodic Exchange Plan exists for this holding o - Open Order exists p - Periodic Investment Plan exists for this holding  
 s - Systematic Withdrawal Plan exists for this holding \* - Multiple investment plans exist for this holding N - Pricing is not available for this security † - Current Value does not include Life Insurance Values

Pricing as of: Previous Close

**Account Holdings**

Account: 50845200 - Sims * MM Michael Anthony											
Description	Symbol /CUSIP	Type / Loc	Quantity	Price	Daily Change \$	Current Value	Avg Cost Per Share	CB GL \$	CB GL %	Est. Ann Inc	% of Port
CASH	CASH					\$7,347.92				\$2.20	0.32%
TYSON FOODS INCORPORATED CLASS A	TSN	1 / OOS	200L	\$64.400	\$0.00	\$12,880.00	\$55.167	\$1,846.52	16.74%	\$408.00	0.57%
WALMART INCORPORATED	WMT	1 / OOS	480L	\$127.100	\$0.00	\$61,008.00	\$30.821	\$46,213.80	312.38%	\$475.20	2.69%
<b>Total:</b>			<b>3</b>		<b>\$0.00</b>	<b>\$81,235.92</b>		<b>\$48,060.32</b>	<b>26.72%</b>	<b>\$885.40</b>	<b>100.00%</b>

<sup>1</sup> Missing Cost Basis is not included in total cost calculations e - Periodic Exchange Plan exists for this holding o - Open Order exists p - Periodic Investment Plan exists for this holding  
 s - Systematic Withdrawal Plan exists for this holding \* - Multiple investment plans exist for this holding N - Pricing is not available for this security † - Current Value does not include Life Insurance Values

Balances as of: 03/03/2026 04:58:25 PM **Account Balances**

Description	
Account: 54276097 - Sims - PFD Michael Anthony	
Current Value	\$298,509.40
Previous Close Balance	\$301,832.13
Total Security Value	\$291,351.47
Available Balance for Withdrawal	\$7,157.94
Available Balance for Trading	\$7,157.93
Trade Date Balance	\$7,157.93
Settle Date Balance	\$7,157.93
Liquidation Value	\$301,832.13
Last Statement Value	\$303,071.42
Change Since Last Statement	(\$4,562.02)
Change Since Last Statement %	-1.51%
Prior Year End Value	\$294,556.26
Change Year to Date	\$3,953.14
Change YTD %	1.34%

<sup>1</sup> Missing Cost Basis is not included in total cost calculations e - Periodic Exchange Plan exists for this holding o - Open Order exists p - Periodic Investment Plan exists for this holding  
 s - Systematic Withdrawal Plan exists for this holding \* - Multiple investment plans exist for this holding N - Pricing is not available for this security † - Current Value does not include Life Insurance Values

# RAYMOND JAMES®

SIMS, MICHAEL ANTHONY/JAMEY F  
 Michael A. Sims  
 4541 Caddo Ln  
 Fayetteville, AR 72704-9357411  
 b: 479-427-0209  
 m: 479-427-0209  
 b: 479-549-2786

Pricing as of: Previous Close

## Account Holdings

Account: 54276097 - Sims - PFD Michael Anthony												
Description	Symbol /CUSIP	Type / Loc	Quantity	Price	Daily Change \$	Current Value	Avg Cost Per Share	CB GL \$	CB GL %	Est. Ann Inc	% of Port	
CASH	CASH					\$7,157.93				\$2.15	0.32%	
ISHARES INCORPORATED CORE MSCI EMTK	IEMG	1 / 00S	191L	\$75.430	\$0.00	\$14,407.13	\$51.744	\$4,523.98	45.77%	\$353.08	0.64%	
ISHARES TR BROAD USD HIGH	USHY	1 / 00S	284L	\$37.210	\$0.00	\$10,567.64	\$38.437	(\$348.48)	-3.19%	\$719.06	0.47%	
ISHARES TR CORE MSCI EAFE	IEFA	1 / 00S	306L	\$96.420	\$0.00	\$29,504.52	\$67.886	\$8,731.49	42.03%	\$972.19	1.30%	
ISHARES TR CORE S&P MCP ETF	IJH	1 / 00S	215L	\$72.100	\$0.00	\$15,501.50	\$54.150	\$3,859.35	33.15%	\$192.36	0.68%	
ISHARES TR CORE S&P SCP ETF	IJR	1 / 00S	73L	\$130.580	\$0.00	\$9,532.34	\$86.177	\$3,241.45	51.53%	\$126.10	0.42%	
ISHARES TR CORE US AGGBD ET	AGG	1 / 00S	809L	\$100.680	\$0.00	\$81,450.12	\$107.017	(\$5,126.66)	-5.92%	\$3,154.74	3.60%	
VANGUARD INDEX FUNDS S&P 500 ETF SHS NEW	VOO	1 / 00S	190L	\$631.280	\$0.00	\$119,943.20	\$340.406	\$55,266.07	85.45%	\$1,342.88	5.30%	
VANGUARD MID-CAP ETF	VO	1 / 00S	45L	\$305.950	\$0.00	\$13,767.75	\$242.719	\$2,845.41	26.05%	\$198.93	0.61%	
<b>Total:</b>			<b>9</b>		<b>\$0.00</b>	<b>\$301,832.13</b>		<b>\$72,992.61</b>	<b>26.72%</b>	<b>\$7,061.49</b>	<b>100.00%</b>	

<sup>1</sup> Missing Cost Basis is not included in total cost calculations e - Periodic Exchange Plan exists for this holding o - Open Order exists p - Periodic Investment Plan exists for this holding  
 s - Systematic Withdrawal Plan exists for this holding \* - Multiple investment plans exist for this holding N - Pricing is not available for this security † - Current Value does not include Life Insurance Values

SIMS, MICHAEL ANTHONY/JAMEY F  
 Michael A. Sims  
 4541 Caddo Ln  
 Fayetteville, AR 72704-9357411  
 b: 479-427-0209  
 m: 479-427-0209  
 b: 479-549-2786

Balances as of: 03/03/2026 04:58:25 PM **Account Balances**

Account: 54276101 - Sims - Sage Michael Anthony	Description	
Current Value		\$239,910.82
Previous Close Balance		\$239,947.52
Total Security Value		\$235,957.60
Available Balance for Withdrawal		\$3,953.24
Available Balance for Trading		\$3,953.22
Trade Date Balance		\$3,953.22
Settle Date Balance		\$15,388.52
Liquidation Value		\$239,947.52
Last Statement Value		\$239,991.92
Change Since Last Statement		(\$81.10)
Change Since Last Statement %		-0.03%
Prior Year End Value		\$235,049.15
Change Year to Date		\$4,861.67
Change YTD %		2.07%

<sup>1</sup>Missing Cost Basis is not included in total cost calculations e - Periodic Exchange Plan exists for this holding o - Open Order exists p - Periodic Investment Plan exists for this holding  
 s - Systematic Withdrawal Plan exists for this holding \* - Multiple investment plans exist for this holding N - Pricing is not available for this security † - Current Value does not include Life Insurance Values

# RAYMOND JAMES®

SIMS, MICHAEL ANTHONY/JAMEY F  
 Michael A. Sims  
 4541 Caddo Ln  
 Fayetteville, AR 72704-9357411  
 b: 479-427-0209  
 m: 479-427-0209  
 b: 479-549-2786

Pricing as of: Previous Close

## Account Holdings

Account: 54276101 - Sims - Sage Michael Anthony											
Description	Symbol /CUSIP	Type / Loc	Quantity	Price	Daily Change \$	Current Value	Avg Cost Per Share	CB GL \$	CB GL %	Est. Ann Inc	% of Port
CASH	CASH					\$3,953.22				\$4.62	0.17%
BLACK BELT ENERGY GAS DIST AL GAS PROJ REV, BDS, PREPAID GAS CONTRACT, NATIONAL WESTERN LIFE INSURANCE COMPANY, SER 2025 A 5.25% DUE 05/01/2056 CALLABLE 02/01/2032 @ 100.081	09182TEV5	1 / 00S	10,000L	\$104.0120	\$0.00	\$10,401.20	\$102.092	\$191.98	1.88%	\$525.00	0.46%
CARTERSVILLE GA WTR & SWR REV, BDS, SER 2026 5% DUE 06/01/2056 CALLABLE 06/01/2036 @ 100	146501RY9	1 / 00S	10,000L	\$104.6850	\$0.00	\$10,468.50	\$104.648	\$3.75	0.04%	\$500.00	0.46%
FAYETTE CNTY KY BRD ED, GO BDS, KENTUCKY SCHOOL DISTRICT ENHANCEMENT PRO, SER 2025 A BUILD AMERICA MUTUAL 5% DUE 06/01/2037 CALLABLE 06/01/2034 @ 100	312391BZ7	1 / 00S	10,000L	\$114.4010	\$0.00	\$11,440.10	\$108.568	\$583.33	5.37%	\$500.00	0.51%
FLORIDA ST TPK AUTH TPK REV, BDS, SER 2025 D 4.25% DUE 07/01/2052 CALLABLE 07/01/2035 @ 100	343137A21	1 / 00S	10,000L	\$95.06100	\$0.00	\$9,506.10	\$97.059	(\$199.76)	-2.06%	\$425.00	0.42%
GAINESVILLE FL UTILS SYS REV, BDS, SER 2017 A 5% DUE 10/01/2030 CALLABLE 10/01/2027 @ 100	362848UC5	1 / 00S	10,000L	\$104.1890	\$0.00	\$10,418.90	\$103.140	\$104.90	1.02%	\$500.00	0.46%

<sup>1</sup> Missing Cost Basis is not included in total cost calculations e - Periodic Exchange Plan exists for this holding o - Open Order exists p - Periodic Investment Plan exists for this holding  
 s - Systematic Withdrawal Plan exists for this holding \* - Multiple investment plans exist for this holding N - Pricing is not available for this security † - Current Value does not include Life Insurance Values

# RAYMOND JAMES®

SIMS, MICHAEL ANTHONY/JAMEY F  
 Michael A. Sims  
 4541 Caddo Ln  
 Fayetteville, AR 72704-9357411  
 b: 479-427-0209  
 m: 479-427-0209  
 b: 479-549-2786

Account: 54276101 - Sims - Sage Michael Anthony

Description	Symbol /CUSIP	Type / Loc	Quantity	Price	Daily Change \$	Current Value	Avg Cost Per Share	CB GL \$	CB GL %	Est. Ann Inc	% of Port
GLENDAL AZ EXCISE TAX REV, SUB EXCISE REF OBLIGS, SER 2017 5% DUE 07/01/2030 CALLABLE 07/01/2027 @ 100	37828GAL0	1 / OOS	10,000L	\$103.7920 0	\$0.00	\$10,379.20	\$102.427	\$136.53	1.33%	\$500.00	0.46%
HARRIS CNTY TX HOSP DIST, LTD TAX BDS, SER 2025 5% DUE 02/15/2055 CALLABLE 02/15/2035 @ 100	41415UCF1	1 / OOS	10,000L	\$103.4730 0	\$0.00	\$10,347.30	\$100.639	\$283.45	2.82%	\$500.00	0.46%
ILLINOIS FIN AUTH REV, BDS, NORTHSORE UNIV HLTH SYS, SER 2022A 5% DUE 08/15/2051 CALLABLE 08/15/2032 @ 100	45204FQC2	1 / OOS	10,000L	\$101.1270 0	\$0.00	\$10,112.70	\$97.723	\$340.40	3.48%	\$500.00	0.45%
JOHNSTOWN CO WTR REV, BDS, SER 2024 BUILD AMERICA MUTUAL 5% DUE 12/01/2048 CALLABLE 12/01/2034 @ 100	479524AW0	1 / OOS	10,000L	\$105.7770 0	\$0.00	\$10,577.70	\$108.079	(\$230.24)	-2.13%	\$500.00	0.47%
KENTUCKY INC KY PUB ENERGY AUTH GAS SUPPLY REV, BDS, PREPAID GAS CONTRACT, BY MORGAN STANLEY, SER 2022 A-1 4% DUE 02/01/2030	74440DDQ4	1 / OOS	10,000L	\$103.3760 0	\$0.00	\$10,337.60	\$106.018	(\$264.18)	-2.49%	\$400.00	0.46%
LOS ANGELES CA DEPT WTR & PWR REV, SYS BDS, SER 2025 A 5% DUE 07/01/2034	544532PF5	1 / OOS	10,000L	\$117.3040 0	\$0.00	\$11,730.40	\$107.314	\$998.96	9.31%	\$500.00	0.52%
LOUISIANA LOC GOVT ENVIRONMENTAL FACS & CMNTY DEV AUTH INS ASSMT REV, BDS, LOUISIANA INS GTY ASSN, SER 2022 B 5% DUE 08/15/2029 CALLABLE 08/15/2027 @ 100	546275AE8	1 / OOS	10,000L	\$103.3980 0	\$0.00	\$10,339.80	\$102.130	\$126.76	1.24%	\$500.00	0.46%

<sup>1</sup> Missing Cost Basis is not included in total cost calculations e - Periodic Exchange Plan exists for this holding o - Open Order exists p - Periodic Investment Plan exists for this holding  
 s - Systematic Withdrawal Plan exists for this holding \* - Multiple investment plans exist for this holding N - Pricing is not available for this security † - Current Value does not include Life Insurance Values

# RAYMOND JAMES®

SIMS, MICHAEL ANTHONY/JAMEY F  
 Michael A. Sims  
 4541 Caddo Ln  
 Fayetteville, AR 72704-9357411  
 b: 479-427-0209  
 m: 479-427-0209  
 b: 479-549-2786

Account: 54276101 - Sims - Sage Michael Anthony

Description	Symbol /CUSIP	Type / Loc	Quantity	Price	Daily Change \$	Current Value	Avg Cost Per Share	CB GL \$	CB GL %	Est. Ann Inc	% of Port
MAIN STR NAT GAS INC GA GAS SUPPLY REV, BDS, PREPAID GAS CONTRACT, ROYAL BANK OF CANADA, SER 2024B 5% DUE 12/01/2054 CALLABLE 12/01/2031 @ 100.237	56035DHK1	1 / 00S	10,000L	\$109.3120 0	\$0.00	\$10,931.20	\$105.535	\$377.69	3.58%	\$500.00	0.48%
MARYLAND ST STAD AUTH BUILT LEARN REV, BDS, SER 2022 A 4% DUE 06/01/2052 CALLABLE 06/01/2032 @ 100	574294BV5	1 / 00S	10,000L	\$90.98700	\$0.00	\$9,098.70	\$107.130	(\$1,614.32)	-15.07%	\$400.00	0.40%
MASSACHUSETTS ST CLEAN WTR TR, REVOLVING FD BDS, GREEN BONDS SER 27 5% DUE 02/01/2056 CALLABLE 02/01/2036 @ 100	575829QH2	1 / 00S	10,000L	\$105.4780 0	\$0.00	\$10,547.80	\$104.043	\$143.46	1.38%	\$500.00	0.47%
NEW JERSEY ECONOMIC DEV AUTH REV, SCH FACS CONSTR REF BDS, SER 2023 RRR 5% DUE 03/01/2028	64577XEQ5	1 / 00S	10,000L	\$105.4840 0	\$0.00	\$10,548.40	\$103.650	\$183.44	1.77%	\$500.00	0.47%
NEW JERSEY ST EDL FACS AUTH REV, BDS, PRINCETON UNIV, SER 2025 A 5% DUE 07/01/2064 CALLABLE 01/01/2031 @ 100	646067KD9	1 / 00S	10,000L	\$112.1550 0	\$0.00	\$11,215.50	\$107.438	\$471.72	4.39%	\$500.00	0.50%
NEW YORK ST TWY AUTH GEN REV JR INDBT OBLIGS, REF OBLIGS, SER 2026A 5% DUE 01/01/2056 CALLABLE 01/01/2036 @ 100	650010DX6	1 / 00S	10,000L	\$104.3140 0	\$0.00	\$10,431.40	\$102.972	\$134.24	1.30%	\$500.00	0.46%

<sup>1</sup>Missing Cost Basis is not included in total cost calculations e - Periodic Exchange Plan exists for this holding o - Open Order exists p - Periodic Investment Plan exists for this holding  
 s - Systematic Withdrawal Plan exists for this holding \* - Multiple investment plans exist for this holding N - Pricing is not available for this security † - Current Value does not include Life Insurance Values

# RAYMOND JAMES®

SIMS, MICHAEL ANTHONY/JAMEY F  
 Michael A. Sims  
 4541 Caddo Ln  
 Fayetteville, AR 72704-9357411  
 b: 479-427-0209  
 m: 479-427-0209  
 b: 479-549-2786

Account: 54276101 - Sims - Sage Michael Anthony

Description	Symbol /CUSIP	Type / Loc	Quantity	Price	Daily Change \$	Current Value	Avg Cost Per Share	CB GL \$	CB GL %	Est. Ann Inc	% of Port
PROSPER TX INDPT SCH DIST, ADJUSTABLE RT UNLTD TAX BLDG BDS, TEXAS PERMANENT SCHOOL FUND PROGRAM, SER 2022 4% DUE 02/15/2053	7496006C7	1 / OOS	10,000L	\$103.80800	\$0.00	\$10,380.80	\$102.347	\$146.10	1.43%	\$400.00	0.46%
SOUTH CAROLINA ST PUB SVC AUTH REV, REF OBLIG, SANTEE COOPER, SER 2022 A 4% DUE 12/01/2052 CALLABLE 06/01/2032 @ 100	837151ZZ5	1 / OOS	5,000L	\$90.92600	\$0.00	\$4,546.30	\$106.712	(\$789.29)	-14.79%	\$200.00	0.20%
WASHINGTON D C MET AREA TRAN AUTH DEDICATED REV, SECOND LIEN BDS, GREEN BONDS SER 2023A 5.25% DUE 07/15/2053 CALLABLE 07/15/2033 @ 100	93878YDT3	1 / OOS	10,000L	\$104.72600	\$0.00	\$10,472.60	\$104.273	\$45.26	0.43%	\$525.00	0.46%
WESTERN MARICOPA ED CTR DIST NO 402 MARICOPA CNTY ARIZ, SCH IMPT BDS, 2025 PROJ, SER 2026 A ASSURED GUARANTY INC 5% DUE 07/01/2039 CALLABLE 07/01/2035 @ 100	95855RDS2	1 / OOP	10,000L	\$114.76700	\$0.00	\$11,476.70	\$114.353	\$41.40	0.36%	\$500.00	0.51%
WESTMORELAND CNTY PA MUN AUTH MUN SVC REV, REF BDS, SER 2025 A BUILD AMERICA MUTUAL 4.125% DUE 08/15/2041 CALLABLE 08/15/2034 @ 100	961017TA8	1 / OOS	10,000L	\$102.48700	\$0.00	\$10,248.70	\$99.060	\$342.68	3.46%	\$412.50	0.45%
<b>Total:</b>			<b>24</b>		<b>\$0.00</b>	<b>\$239,910.82</b>		<b>\$1,558.26</b>	<b>26.72%</b>	<b>\$10,792.12</b>	<b>100.00%</b>

<sup>1</sup>Missing Cost Basis is not included in total cost calculations e - Periodic Exchange Plan exists for this holding o - Open Order exists p - Periodic Investment Plan exists for this holding s - Systematic Withdrawal Plan exists for this holding \* - Multiple investment plans exist for this holding N - Pricing is not available for this security † - Current Value does not include Life Insurance Values

Balances as of: 03/03/2026 04:58:25 PM **Account Balances**

Account: 40722898 - Sims Michael A - Roth	Description	
Current Value		\$2,742.64
Previous Close Balance		\$2,742.64
Total Security Value		\$2,742.57
Available Balance for Withdrawal		\$0.07
Available Balance for Trading		\$0.07
Trade Date Balance		\$0.07
Settle Date Balance		\$0.07
Liquidation Value		\$2,742.64
Last Statement Value		\$2,734.87
Change Since Last Statement		\$7.77
Change Since Last Statement %		0.28%
Prior Year End Value		\$2,717.39
Change Year to Date		\$25.25
Change YTD %		0.93%

<sup>1</sup> Missing Cost Basis is not included in total cost calculations e - Periodic Exchange Plan exists for this holding o - Open Order exists p - Periodic Investment Plan exists for this holding  
 s - Systematic Withdrawal Plan exists for this holding \* - Multiple investment plans exist for this holding N - Pricing is not available for this security † - Current Value does not include Life Insurance Values

Pricing as of: Previous Close

**Account Holdings**

Account: 40722898 - Sims Michael A - Roth											
Description	Symbol /CUSIP	Type / Loc	Quantity	Price	Daily Change \$	Current Value	Avg Cost Per Share	CB GL \$	CB GL %	Est. Ann Inc	% of Port
CASH						\$0.07				\$0.00	0.00%
JPMORGAN LIQUID ASSETS MONEY MARKET FD CAPITAL CL M/M	CJLXX	1 / 86X	2,742.57L	\$1.000	\$0.00	\$2,742.57	\$1.000	\$0.00	0.00%	\$103.94	0.12%
<b>Total:</b>					\$0.00	\$2,742.64			26.72%	\$103.94	100.00%

<sup>1</sup> Missing Cost Basis is not included in total cost calculations e - Periodic Exchange Plan exists for this holding o - Open Order exists p - Periodic Investment Plan exists for this holding  
 s - Systematic Withdrawal Plan exists for this holding \* - Multiple investment plans exist for this holding N - Pricing is not available for this security † - Current Value does not include Life Insurance Values

Balances as of: 03/03/2026 04:58:25 PM **Account Balances**

Account: 1896Y116 - Sims Michael Holding	
Description	
Current Value	\$46,778.42
Previous Close Balance	\$46,778.42
Total Security Value	\$0.00
Available Balance for Withdrawal	\$46,778.49
Available Balance for Trading	\$46,778.42
Trade Date Balance	\$46,778.42
Settle Date Balance	\$46,778.42
Liquidation Value	\$46,778.42
Last Statement Value	\$46,778.42
Change Since Last Statement	\$0.00
Change Since Last Statement %	0.00%
Prior Year End Value	\$161,619.43
Change Year to Date	(\$114,841.01)
Change YTD %	-71.06%

<sup>1</sup>Missing Cost Basis is not included in total cost calculations e - Periodic Exchange Plan exists for this holding o - Open Order exists p - Periodic Investment Plan exists for this holding  
 s - Systematic Withdrawal Plan exists for this holding \* - Multiple investment plans exist for this holding N - Pricing is not available for this security † - Current Value does not include Life Insurance Values

SIMS, MICHAEL ANTHONY/JAMEY F  
 Michael A. Sims  
 4541 Caddo Ln  
 Fayetteville, AR 72704-9357411  
 b: 479-427-0209  
 m: 479-427-0209  
 b: 479-549-2786

Pricing as of: Previous Close

**Account Holdings**

Account: 1896Y116 - Sims Michael Holding											
Description	Symbol /CUSIP	Type / Loc	Quantity	Price	Daily Change \$	Current Value	Avg Cost Per Share	CB GL \$	CB GL %	Est. Ann Inc	% of Port
CASH						\$46,778.42				\$14.03	2.07%
<b>Total:</b>			<b>1</b>			<b>\$46,778.42</b>			<b>26.72%</b>	<b>\$14.03</b>	<b>100.00%</b>

<sup>1</sup> Missing Cost Basis is not included in total cost calculations e - Periodic Exchange Plan exists for this holding o - Open Order exists p - Periodic Investment Plan exists for this holding  
 s - Systematic Withdrawal Plan exists for this holding \* - Multiple investment plans exist for this holding N - Pricing is not available for this security † - Current Value does not include Life Insurance Values

Balances as of: 03/03/2026 04:58:25 PM **Account Balances**

Description	
<b>Account: 355HF675 - Sims Michael-Cap Wealth Planning</b>	
Current Value	\$303,355.69
Previous Close Balance	\$305,095.92
Total Security Value	\$288,328.94
Available Balance for Withdrawal	\$15,026.77
Available Balance for Trading	\$15,026.75
Trade Date Balance	\$15,026.75
Settle Date Balance	\$15,026.75
Liquidation Value	\$305,095.92
Last Statement Value	\$304,173.11
Change Since Last Statement	(\$817.42)
Change Since Last Statement %	-0.27%
Prior Year End Value	\$290,878.60
Change Year to Date	\$12,477.09
Change YTD %	4.29%

<sup>1</sup> Missing Cost Basis is not included in total cost calculations e - Periodic Exchange Plan exists for this holding o - Open Order exists p - Periodic Investment Plan exists for this holding  
 s - Systematic Withdrawal Plan exists for this holding \* - Multiple investment plans exist for this holding N - Pricing is not available for this security † - Current Value does not include Life Insurance Values

# RAYMOND JAMES®

SIMS, MICHAEL ANTHONY/JAMEY F  
 Michael A. Sims  
 4541 Caddo Ln  
 Fayetteville, AR 72704-9357411  
 b: 479-427-0209  
 m: 479-427-0209  
 b: 479-549-2786

Pricing as of: Previous Close

## Account Holdings

Account: 355HF675 - Sims Michael-Cap Wealth Planning												
Description	Symbol /CUSIP	Type / Loc	Quantity	Price	Daily Change \$	Current Value	Avg Cost Per Share	CB GL \$	CB GL %	Est. Ann Inc	% of Port	
CASH	CASH					\$15,026.75				\$4.51	0.66%	
AGNICO EAGLE MINES LIMITED (CANADA)	AEM	1 / OOS	39L	\$252.190	\$0.00	\$9,835.41	\$141.580	\$4,313.80	78.13%	\$70.20	0.43%	
AMERICAN EXPRESS COMPANY	AXP	1 / OOS	43L	\$307.430	\$0.00	\$13,219.49	\$251.044	\$2,424.59	22.46%	\$163.40	0.58%	
AMGEN INCORPORATED	AMGN	1 / OOS	32L	\$385.700	\$0.00	\$12,342.40	\$311.394	\$2,377.79	23.86%	\$322.56	0.55%	
APPLE INCORPORATED	AAPL	1 / OOS	55L	\$264.720	\$0.00	\$14,559.60	\$206.513	\$3,201.38	28.19%	\$57.20	0.64%	
CATERPILLAR INCORPORATED	CAT	1 / OOS	13L	\$752.320	\$0.00	\$9,780.16	\$308.607	\$5,768.27	143.78%	\$78.52	0.43%	
CHEVRON CORPORATION	CVX	1 / OOS	65L	\$189.600	\$0.00	\$12,324.00	\$118.899	\$4,595.59	59.46%	\$462.80	0.54%	
CME GROUP INCORPORATED	CME	1 / OOS	45L	\$326.460	\$0.00	\$14,690.70	\$232.043	\$4,248.75	40.69%	\$504.00	0.65%	
COCA COLA COMPANY	KO	1 / OOS	75L	\$80.220	\$0.00	\$6,016.50	\$69.303	\$818.75	15.75%	\$159.00	0.27%	
DUKE ENERGY CORPORATION NEW COM	DUK	1 / OOS	53L	\$131.630	\$0.00	\$6,976.39	\$99.654	\$1,694.71	32.09%	\$225.78	0.31%	
FEDEX CORPORATION	FDX	1 / OOS	19L	\$387.250	\$0.00	\$7,357.75	\$312.364	\$1,422.84	23.97%	\$110.20	0.32%	
GOLDMAN SACHS GROUP INCORPORATED	GS	1 / OOS	20L	\$861.700	\$0.00	\$17,234.00	\$224.757	\$12,738.87	283.39%	\$360.00	0.76%	
HOME DEPOT INCORPORATED	HD	1 / OOS	36L	\$370.810	\$0.00	\$13,349.16	\$356.086	\$530.05	4.13%	\$335.52	0.59%	
INTERNATIONAL BUSINESS MACHINES	IBM	1 / OOS	44L	\$239.370	\$0.00	\$10,532.28	\$211.203	\$1,239.35	13.34%	\$295.68	0.47%	
JPMORGAN CHASE & COMPANY	JPM	1 / OOS	50L	\$297.560	\$0.00	\$14,878.00	\$219.068	\$3,924.61	35.83%	\$300.00	0.66%	
MARATHON PETE CORPORATION	MPC	1 / OOS	42L	\$209.820	\$0.00	\$8,812.44	\$184.838	\$1,049.25	13.52%	\$168.00	0.39%	
MCDONALDS CORPORATION	MCD	1 / OOS	35L	\$334.820	\$0.00	\$11,718.70	\$260.772	\$2,591.68	28.40%	\$260.40	0.52%	
MEDTRONIC PLC SHS (IRELAND)	MDT	1 / OOS	60L	\$98.100	\$0.00	\$5,886.00	\$99.064	(\$57.85)	-0.97%	\$170.40	0.26%	

<sup>1</sup>-Missing Cost Basis is not included in total cost calculations e - Periodic Exchange Plan exists for this holding o - Open Order exists p - Periodic Investment Plan exists for this holding  
 s - Systematic Withdrawal Plan exists for this holding \* - Multiple investment plans exist for this holding N - Pricing is not available for this security † - Current Value does not include Life Insurance Values

# RAYMOND JAMES®

SIMS, MICHAEL ANTHONY/JAMEY F  
 Michael A. Sims  
 4541 Caddo Ln  
 Fayetteville, AR 72704-9357411  
 b: 479-427-0209  
 m: 479-427-0209  
 b: 479-549-2786

## Account: 355HF675 - Sims Michael-Cap Wealth Planning

Description	Symbol /CUSIP	Type / Loc	Quantity	Price	Daily Change \$	Current Value	Avg Cost Per Share	CB GL \$	CB GL %	Est. Ann Inc	% of Port
MERCK & COMPANY INCORPORATED	MRK	1 / 00S	80L	\$121.410	\$0.00	\$9,712.80	\$84.133	\$2,982.18	44.31%	\$272.00	0.43%
META PLATFORMS INCORPORATED CLASS A	META	1 / 00S	10L	\$653.560	\$0.00	\$6,535.60	\$650.657	\$29.03	0.45%	\$21.00	0.29%
MICROSOFT CORPORATION	MSFT	1 / 00S	34L	\$398.550	\$0.00	\$13,550.70	\$253.113	\$4,944.87	57.46%	\$123.76	0.60%
NORFOLK SOUTHN CORPORATION	NSC	1 / 00S	10L	\$317.470	\$0.00	\$3,174.70	\$315.275	\$21.95	0.70%	\$54.00	0.14%
RTX CORPORATION	RTX	1 / 00S	80L	\$212.160	\$0.00	\$16,972.80	\$156.157	\$4,480.24	35.86%	\$217.60	0.75%
STATE STREET SPDR BLOOMBERG 1-3 MONTH T-BILL ETF	BIL	1 / 00S	102L	\$91.390	\$0.00	\$9,321.78	\$91.809	(\$42.69)	-0.46%	\$374.80	0.41%
TJX COMPANIES INCORPORATED NEW	TJX	1 / 00S	85L	\$159.940	\$0.00	\$13,594.90	\$103.182	\$4,824.42	55.01%	\$144.50	0.60%
VERIZON COMMUNICATIONS INCORPORATED	VZ	1 / 00S	75L	\$49.980	\$0.00	\$3,748.50	\$38.490	\$861.76	29.85%	\$212.25	0.17%
VISA INCORPORATED COM CLASS A	V	1 / 00S	41L	\$320.510	\$0.00	\$13,140.91	\$194.568	\$5,163.62	64.73%	\$109.88	0.58%
WALMART INCORPORATED	WMT	1 / 00S	85L	\$127.100	\$0.00	\$10,803.50	\$110.248	\$1,432.44	15.29%	\$84.15	0.48%
<b>Total:</b>			<b>28</b>		<b>\$0.00</b>	<b>\$305,095.92</b>		<b>\$77,580.25</b>	<b>26.72%</b>	<b>\$5,662.11</b>	<b>100.00%</b>

<sup>1</sup>Missing Cost Basis is not included in total cost calculations e - Periodic Exchange Plan exists for this holding o - Open Order exists p - Periodic Investment Plan exists for this holding  
 s - Systematic Withdrawal Plan exists for this holding \* - Multiple investment plans exist for this holding N - Pricing is not available for this security † - Current Value does not include Life Insurance Values

SIMS, MICHAEL ANTHONY/JAMEY F  
 Michael A. Sims  
 4541 Caddo Ln  
 Fayetteville, AR 72704-9357411  
 b: 479-427-0209  
 m: 479-427-0209  
 b: 479-549-2786

Balances as of: 03/03/2026 04:58:25 PM **Account Balances**

Account: 54447080 - Sims, Beneficiary IRA Michael	Description	
Current Value		\$12,730.17
Previous Close Balance		\$12,730.17
Total Security Value		\$12,704.71
Available Balance for Withdrawal		\$25.46
Available Balance for Trading		\$25.46
Trade Date Balance		\$25.46
Settle Date Balance		\$25.46
Liquidation Value		\$12,730.17
Last Statement Value		\$12,694.17
Change Since Last Statement		\$36.00
Change Since Last Statement %		0.28%
Prior Year End Value		\$12,613.19
Change Year to Date		\$116.98
Change YTD %		0.93%

<sup>1</sup>Missing Cost Basis is not included in total cost calculations e - Periodic Exchange Plan exists for this holding o - Open Order exists p - Periodic Investment Plan exists for this holding  
 s - Systematic Withdrawal Plan exists for this holding \* - Multiple investment plans exist for this holding N - Pricing is not available for this security † - Current Value does not include Life Insurance Values

Pricing as of: Previous Close

**Account Holdings**

Account: 54447080 - Sims, Beneficiary IRA Michael											
Description	Symbol /CUSIP	Type / Loc	Quantity	Price	Daily Change \$	Current Value	Avg Cost Per Share	CB GL \$	CB GL %	Est. Ann Inc	% of Port
CASH						\$25.46				\$0.01	0.00%
JPMORGAN LIQUID ASSETS MONEY MARKET FD CAPITAL CL M/M	CJLXX	1 / 86X	12,704.71L	\$1.000	\$0.00	\$12,704.71	\$1.000	\$0.00	0.00%	\$481.51	0.56%
<b>Total:</b>					\$0.00	\$12,730.17			26.72%	\$481.52	100.00%

<sup>1</sup>Missing Cost Basis is not included in total cost calculations e - Periodic Exchange Plan exists for this holding o - Open Order exists p - Periodic Investment Plan exists for this holding  
 s - Systematic Withdrawal Plan exists for this holding \* - Multiple investment plans exist for this holding N - Pricing is not available for this security † - Current Value does not include Life Insurance Values

**RAYMOND JAMES®**

SIMS, MICHAEL ANTHONY/JAMEY F  
 Michael A. Sims  
 4541 Caddo Ln  
 Fayetteville, AR 72704-9357411  
 b: 479-427-0209  
 m: 479-427-0209  
 b: 479-549-2786

Balances as of: 03/03/2026 04:58:25 PM **Account Balances**

Account: 29511840 - Sims, Claire S29 Plan	Description	
Current Value		\$64,314.07
Previous Close Balance		\$64,314.07
Total Security Value		\$64,314.07
Available Balance for Withdrawal		\$0.00
Available Balance for Trading		\$0.00
Trade Date Balance		\$0.00
Settle Date Balance		\$0.00
Liquidation Value		\$64,314.07
Last Statement Value		\$63,104.32
Change Since Last Statement		\$1,209.75
Change Since Last Statement %		1.92%
Prior Year End Value		\$63,104.32
Change Year to Date		\$1,209.75
Change YTD %		1.92%

<sup>1</sup>Missing Cost Basis is not included in total cost calculations e - Periodic Exchange Plan exists for this holding o - Open Order exists p - Periodic Investment Plan exists for this holding  
 s - Systematic Withdrawal Plan exists for this holding \* - Multiple investment plans exist for this holding N - Pricing is not available for this security † - Current Value does not include Life Insurance Values

Pricing as of: Previous Close

**Account Holdings**

Account: 29511840 - Sims, Claire 529 Plan											
Description	Symbol /CUSIP	Type / Loc	Quantity	Price	Daily Change \$	Current Value	Avg Cost Per Share	CB GL \$	CB GL %	Est. Ann Inc	% of Port
CASH						\$0.00					0.00%
FIDELITY ADVISOR 529 COLLEGE PORTFOLIO CL A M/F	FACAX	1 / 86X	2,813.389L	\$22.860	\$0.00	\$64,314.07				\$0.00	2.84%
<b>Total:</b>			<b>2</b>		<b>\$0.00</b>	<b>\$64,314.07</b>			<b>26.72%</b>	<b>\$0.00</b>	<b>100.00%</b>

<sup>1</sup> Missing Cost Basis is not included in total cost calculations e - Periodic Exchange Plan exists for this holding o - Open Order exists p - Periodic Investment Plan exists for this holding  
 s - Systematic Withdrawal Plan exists for this holding \* - Multiple investment plans exist for this holding N - Pricing is not available for this security † - Current Value does not include Life Insurance Values

**RAYMOND JAMES®**

SIMS, MICHAEL ANTHONY/JAMEY F  
 Michael A. Sims  
 4541 Caddo Ln  
 Fayetteville, AR 72704-9357411  
 b: 479-427-0209  
 m: 479-427-0209  
 b: 479-549-2786

Balances as of: 03/03/2026 04:58:25 PM **Account Balances**

Account: 373KC140 - Sims, Jamey-Bene IRA	Description	
Current Value		\$139,823.99
Previous Close Balance		\$139,874.27
Total Security Value		\$137,706.17
Available Balance for Withdrawal		\$2,117.82
Available Balance for Trading		\$2,117.82
Trade Date Balance		\$2,117.82
Settle Date Balance		\$2,117.82
Liquidation Value		\$139,874.27
Last Statement Value		\$140,362.74
Change Since Last Statement		(\$538.75)
Change Since Last Statement %		-0.38%
Prior Year End Value		\$133,941.83
Change Year to Date		\$5,882.16
Change YTD %		4.39%

<sup>1</sup> Missing Cost Basis is not included in total cost calculations e - Periodic Exchange Plan exists for this holding o - Open Order exists p - Periodic Investment Plan exists for this holding  
 s - Systematic Withdrawal Plan exists for this holding \* - Multiple investment plans exist for this holding N - Pricing is not available for this security † - Current Value does not include Life Insurance Values

# RAYMOND JAMES®

SIMS, MICHAEL ANTHONY/JAMEY F  
 Michael A. Sims  
 4541 Caddo Ln  
 Fayetteville, AR 72704-9357411  
 b: 479-427-0209  
 m: 479-427-0209  
 b: 479-549-2786

Pricing as of: Previous Close

## Account Holdings

Account: 373KC140 - Sims, Jamey-Bene IRA											
Description	Symbol /CUSIP	Type / Loc	Quantity	Price	Daily Change \$	Current Value	Avg Cost Per Share	CB GL \$	CB GL %	Est. Ann Inc	% of Port
CASH	CASH					\$2,117.82				\$0.64	0.09%
AMERICAN FUNDS CAPITAL INCOME BUILDER FUND CL F2 N/L	CAIFX	1 / 86X	87.755L	\$81.470	\$0.00	\$7,149.40	\$80.513	\$84.01	1.19%	\$177.16	0.32%
AMERICAN FUNDS MULTI-SECTOR INCOME FUND CL F2 - N/L	MIAYX	1 / 86X	571.401L	\$9.470	\$0.00	\$5,411.17	\$9.510	(\$22.68)	-0.42%	\$338.50	0.24%
BLACKROCK HIGH EQUITY INCOME FUND INSTL CL N/L	BMCIX	1 / 86X	230.642L	\$30.790	\$0.00	\$7,101.47	\$29.591	\$276.54	4.05%	\$550.39	0.31%
BLACKROCK MULTI ASSET INCOME PORTFOLIO FUND INSTL CL N/L	BIICX	1 / 86X	1,155.067L	\$10.760	\$0.00	\$12,428.52	\$10.640	\$138.38	1.13%	\$726.35	0.55%
COLUMBIA DIVIDEND INCOME FUND INSTL CL N/L	GSFTX	1 / 86X	148.868L	\$38.950	\$0.00	\$5,798.41	\$37.357	\$237.14	4.26%	\$90.41	0.26%
DODGE & COX INCOME FUND CL I N/L	DODIX	1 / 86X	1,141.576L	\$13.060	\$0.00	\$14,908.98	\$13.018	\$47.67	0.32%	\$620.67	0.66%
FEDERATED HERMES STRATEGIC VALUE DIV FD INSTL SHRS IS N/L	SVAIX	1 / 86X	1,257.017L	\$7.160	\$0.00	\$9,000.24	\$6.630	\$665.74	7.99%	\$275.41	0.40%
HAMLIN HIGH DIVIDEND EQUITY FUND INSTL CL N/L	HHDFX	1 / 86X	222.123L	\$38.290	\$0.00	\$8,505.09	\$37.294	\$221.30	2.67%	\$175.14	0.38%
JANUS HENDERSON GLOBAL EQUITY INCOME FUND CL I N/L	HFIQX	1 / 86X	1,511.252L	\$8.210	\$0.00	\$12,407.38	\$7.179	\$1,557.44	14.35%	\$760.43	0.55%
LAZARD GLOBAL LISTED INFRASTRUCTURE PORT INSTL N/L	GLIFX	1 / 86X	220.654L	\$20.680	\$0.00	\$4,563.12	\$18.357	\$512.63	12.66%	\$112.47	0.20%
NYLI EPOCH GLOBAL EQUITY YIELD FUND CL I N/L	EPSYX	1 / 86X	164.727L	\$27.170	\$0.00	\$4,475.63	\$25.800	\$225.73	5.31%	\$97.75	0.20%

<sup>1</sup> Missing Cost Basis is not included in total cost calculations e - Periodic Exchange Plan exists for this holding o - Open Order exists p - Periodic Investment Plan exists for this holding  
 s - Systematic Withdrawal Plan exists for this holding \* - Multiple investment plans exist for this holding N - Pricing is not available for this security † - Current Value does not include Life Insurance Values

# RAYMOND JAMES®

SIMS, MICHAEL ANTHONY/JAMEY F  
 Michael A. Sims  
 4541 Caddo Ln  
 Fayetteville, AR 72704-9357411  
 b: 479-427-0209  
 m: 479-427-0209  
 b: 479-549-2786

Account: 373KC140 - Sims, Jamey-Bene IRA

Description	Symbol /CUSIP	Type / Loc	Quantity	Price	Daily Change \$	Current Value	Avg Cost Per Share	CB GL \$	CB GL %	Est. Ann Inc	% of Port
PGIM HIGH YIELD FUND CL Z N/L	PHYZX	1 / 86X	1,537.639L	\$4.850	\$0.00	\$7,457.55	\$4.870	(\$30.46)	-0.41%	\$507.41	0.33%
PRINCIPAL SPECTRUM PREFERRED AND CPTL SECS INC FD CL I N/L	PPSIX	1 / 86X	435.399L	\$9.390	\$0.00	\$4,088.40	\$9.351	\$17.19	0.42%	\$230.76	0.18%
RBC BLUEBAY HIGH YIELD BOND FUND CL I N/L	RGHYX	1 / 86X	741.083L	\$9.960	\$0.00	\$7,381.19				\$482.62	0.33%
TCW METROPOLITAN WEST TOTAL RETURN BOND FD CL I N/L	MWTIX	1 / 86X	1,312.67L	\$9.250	\$0.00	\$12,142.20	\$9.308	(\$76.44)	-0.63%	\$500.68	0.54%
VANGUARD DIVIDEND APPRECIATION ETF	VIG	1 / 00S	42L	\$227.150	\$0.00	\$9,540.30	\$222.220	\$207.06	2.22%	\$149.44	0.42%
VANGUARD DIVIDEND GROWTH FUND INVESTOR CL N/L	VDIGX	1 / 86X	162.961L	\$33.320	\$0.00	\$5,429.86	\$37.265	(\$642.87)	-10.59%	\$94.04	0.24%
<b>Total:</b>			<b>18</b>		<b>\$0.00</b>	<b>\$139,906.73</b>		<b>\$3,418.38</b>	<b>26.72%</b>	<b>\$5,890.27</b>	<b>100.00%</b>

<sup>1</sup>Missing Cost Basis is not included in total cost calculations e - Periodic Exchange Plan exists for this holding o - Open Order exists p - Periodic Investment Plan exists for this holding  
 s - Systematic Withdrawal Plan exists for this holding \* - Multiple investment plans exist for this holding N - Pricing is not available for this security † - Current Value does not include Life Insurance Values

**RAYMOND JAMES®**

SIMS, MICHAEL ANTHONY/JAMEY F  
 Michael A. Sims  
 4541 Caddo Ln  
 Fayetteville, AR 72704-9357411  
 b: 479-427-0209  
 m: 479-427-0209  
 b: 479-549-2786

Balances as of: 03/03/2026 04:58:25 PM **Account Balances**

Account: 737LF044 - Sims, Jamey-IRA	Description	
	Current Value	\$61,760.16
	Previous Close Balance	\$62,731.43
	Total Security Value	\$60,733.39
	Available Balance for Withdrawal	\$1,026.77
	Available Balance for Trading	\$1,026.77
	Trade Date Balance	\$1,026.77
	Settle Date Balance	\$1,026.77
	Liquidation Value	\$62,731.43
	Last Statement Value	\$62,872.33
	Change Since Last Statement	(\$1,112.17)
	Change Since Last Statement %	-1.77%
	Prior Year End Value	\$60,884.30
	Change Year to Date	\$875.86
	Change YTD %	1.44%

<sup>1</sup> Missing Cost Basis is not included in total cost calculations e - Periodic Exchange Plan exists for this holding o - Open Order exists p - Periodic Investment Plan exists for this holding  
 s - Systematic Withdrawal Plan exists for this holding \* - Multiple investment plans exist for this holding N - Pricing is not available for this security † - Current Value does not include Life Insurance Values

# RAYMOND JAMES®

SIMS, MICHAEL ANTHONY/JAMEY F  
 Michael A. Sims  
 4541 Caddo Ln  
 Fayetteville, AR 72704-9357411  
 b: 479-427-0209  
 m: 479-427-0209  
 b: 479-549-2786

Pricing as of: Previous Close

## Account Holdings

Account: 737LF044 - Sims, Jamey-IRA												
Description	Symbol /CUSIP	Type / Loc	Quantity	Price	Daily Change \$	Current Value	Avg Cost Per Share	CB GL \$	CB GL %	Est. Ann Inc	% of Port	
CASH	CASH					\$1,026.77				\$0.31	0.05%	
ISHARES INCORPORATED CORE MSCI EMKT	IEMG	1 / 00S	45L	\$75.430	\$0.00	\$3,394.35	\$52.788	\$1,018.90	42.89%	\$83.19	0.15%	
ISHARES TR CORE MSCI EAFE	IEFA	1 / 00S	82L	\$96.420	\$0.00	\$7,906.44	\$63.875	\$2,668.67	50.95%	\$260.52	0.35%	
ISHARES TR CORE S&P MCP ETF	IJH	1 / 00S	64L	\$72.100	\$0.00	\$4,614.40	\$49.097	\$1,472.20	46.85%	\$57.26	0.20%	
ISHARES TR CORE S&P SCP ETF	IJR	1 / 00S	23L	\$130.580	\$0.00	\$3,003.34	\$71.305	\$1,363.32	83.13%	\$39.73	0.13%	
ISHARES TR MSCI USA MIN VOL	USMV	1 / 00S	35L	\$97.680	\$0.00	\$3,418.80	\$69.352	\$991.47	40.85%	\$49.07	0.15%	
ISHARES TR MSCI USA MMENTM	MTUM	1 / 00S	17L	\$253.700	\$0.00	\$4,312.90	\$163.668	\$1,530.55	55.01%	\$38.35	0.19%	
VANGUARD DIVIDEND APPRECIATION ETF	VIG	1 / 00S	10L	\$227.150	\$0.00	\$2,271.50	\$163.244	\$639.06	39.15%	\$35.58	0.10%	
VANGUARD GROWTH ETF	VUG	1 / 00S	5L	\$462.240	\$0.00	\$2,311.20	\$488.356	(\$130.58)	-5.35%	\$10.05	0.10%	
VANGUARD INDEX FUNDS S&P 500 ETF SHS NEW	VOO	1 / 00S	41L	\$631.280	\$0.00	\$25,882.48	\$257.812	\$15,312.18	144.86%	\$289.78	1.14%	
VANGUARD MID-CAP ETF	VO	1 / 00S	15L	\$305.950	\$0.00	\$4,589.25	\$239.551	\$995.99	27.72%	\$66.31	0.20%	
<b>Total:</b>			<b>11</b>		<b>\$0.00</b>	<b>\$62,731.43</b>		<b>\$25,861.76</b>	<b>26.72%</b>	<b>\$930.15</b>	<b>100.00%</b>	

<sup>1</sup>Missing Cost Basis is not included in total cost calculations e - Periodic Exchange Plan exists for this holding o - Open Order exists p - Periodic Investment Plan exists for this holding  
 s - Systematic Withdrawal Plan exists for this holding \* - Multiple investment plans exist for this holding N - Pricing is not available for this security † - Current Value does not include Life Insurance Values

**RAYMOND JAMES®**

SIMS, MICHAEL ANTHONY/JAMEY F  
 Michael A. Sims  
 4541 Caddo Ln  
 Fayetteville, AR 72704-9357411  
 b: 479-427-0209  
 m: 479-427-0209  
 b: 479-549-2786

Balances as of: 03/03/2026 04:58:25 PM **Account Balances**

Description	
Account: 33494238 - Sims, Mike IRA	
Current Value	\$591,192.29
Previous Close Balance	\$591,192.29
Total Security Value	\$591,191.55
Available Balance for Withdrawal	\$0.74
Available Balance for Trading	\$0.74
Trade Date Balance	\$0.74
Settle Date Balance	\$0.74
Liquidation Value	\$0.74
Last Statement Value	\$591,192.29
Change Since Last Statement	\$0.00
Change Since Last Statement %	0.00%
Prior Year End Value	\$591,192.29
Change Year to Date	\$0.00
Change YTD %	0.00%

<sup>1</sup>Missing Cost Basis is not included in total cost calculations e - Periodic Exchange Plan exists for this holding o - Open Order exists p - Periodic Investment Plan exists for this holding  
 s - Systematic Withdrawal Plan exists for this holding \* - Multiple investment plans exist for this holding N - Pricing is not available for this security † - Current Value does not include Life Insurance Values

**RAYMOND JAMES®**

SIMS, MICHAEL ANTHONY/JAMEY F  
 Michael A. Sims  
 4541 Caddo Ln  
 Fayetteville, AR 72704-9357411  
 b: 479-427-0209  
 m: 479-427-0209  
 b: 479-549-2786

Pricing as of: Previous Close

**Account Holdings**

Account: 33494238 - Sims, Mike IRA											
Description	Symbol /CUSIP	Type / Loc	Quantity	Price	Daily Change \$	Current Value	Avg Cost Per Share	CB GL \$	CB GL %	Est. Ann Inc	% of Port
CASH						\$0.74				\$0.00	0.00%
Eagle Life Ins Co - Eagle Select Fixed Index Annuity Qualified	E009486		1L			\$591,191.55					26.11%
<b>Total:</b>			<b>2</b>			<b>\$591,192.29</b>			<b>26.72%</b>	<b>\$0.00</b>	<b>100.00%</b>

<sup>1</sup>Missing Cost Basis is not included in total cost calculations e - Periodic Exchange Plan exists for this holding o - Open Order exists p - Periodic Investment Plan exists for this holding  
 s - Systematic Withdrawal Plan exists for this holding \* - Multiple investment plans exist for this holding N - Pricing is not available for this security † - Current Value does not include Life Insurance Values

**RAYMOND JAMES®**

SIMS, MICHAEL ANTHONY/JAMEY F  
 Michael A. Sims  
 4541 Caddo Ln  
 Fayetteville, AR 72704-9357411  
 b: 479-427-0209  
 m: 479-427-0209  
 b: 479-549-2786

Balances as of: 03/03/2026 04:58:25 PM **Account Balances**

Account: 3466T637 - Sims, Mike-SEP	Description	
	Current Value	\$61,834.47
	Previous Close Balance	\$62,501.30
	Total Security Value	\$59,968.26
	Available Balance for Withdrawal	\$1,866.21
	Available Balance for Trading	\$1,866.21
	Trade Date Balance	\$1,866.21
	Settle Date Balance	\$1,866.21
	Liquidation Value	\$62,501.30
	Last Statement Value	\$62,758.16
	Change Since Last Statement	(\$923.69)
	Change Since Last Statement %	-1.47%
	Prior Year End Value	\$61,027.88
	Change Year to Date	\$806.59
	Change YTD %	1.32%

<sup>1</sup> Missing Cost Basis is not included in total cost calculations e - Periodic Exchange Plan exists for this holding o - Open Order exists p - Periodic Investment Plan exists for this holding  
 s - Systematic Withdrawal Plan exists for this holding \* - Multiple investment plans exist for this holding N - Pricing is not available for this security † - Current Value does not include Life Insurance Values

# RAYMOND JAMES®

SIMS, MICHAEL ANTHONY/JAMEY F  
 Michael A. Sims  
 4541 Caddo Ln  
 Fayetteville, AR 72704-9357411  
 b: 479-427-0209  
 m: 479-427-0209  
 b: 479-549-2786

Pricing as of: Previous Close

## Account Holdings

Account: 3466T637 - Sims, Mike-SEP												
Description	Symbol /CUSIP	Type / Loc	Quantity	Price	Daily Change \$	Current Value	Avg Cost Per Share	CB GL \$	CB GL %	Est. Ann Inc	% of Port	
CASH	CASH					\$1,866.21				\$0.56	0.08%	
ISHARES INCORPORATED CORE MSCI EMKT	IEMG	1 / 00S	36L	\$75.430	\$0.00	\$2,715.48	\$65.935	\$341.82	14.40%	\$66.55	0.12%	
ISHARES TR BROAD USD HIGH	USHY	1 / 00S	64L	\$37.210	\$0.00	\$2,381.44	\$37.778	(\$36.34)	-1.50%	\$162.04	0.11%	
ISHARES TR CORE MSCI EAFE	IEFA	1 / 00S	63L	\$96.420	\$0.00	\$6,074.46	\$87.260	\$577.08	10.50%	\$200.16	0.27%	
ISHARES TR CORE S&P MCP ETF	IJH	1 / 00S	45L	\$72.100	\$0.00	\$3,244.50	\$65.147	\$312.87	10.67%	\$40.26	0.14%	
ISHARES TR CORE S&P SCP ETF	IJR	1 / 00S	15L	\$130.580	\$0.00	\$1,958.70	\$118.340	\$183.60	10.34%	\$25.91	0.09%	
ISHARES TR CORE US AGGBD ET	AGG	1 / 00S	174L	\$100.680	\$0.00	\$17,518.32	\$100.240	\$76.58	0.44%	\$678.52	0.77%	
VANGUARD INDEX FUNDS S&P 500 ETF SHS NEW	VOO	1 / 00S	38L	\$631.280	\$0.00	\$23,988.64	\$611.458	\$753.22	3.24%	\$268.58	1.06%	
VANGUARD MID-CAP ETF	VO	1 / 00S	9L	\$305.950	\$0.00	\$2,753.55	\$293.306	\$113.80	4.31%	\$39.79	0.12%	
<b>Total:</b>			<b>9</b>		<b>\$0.00</b>	<b>\$62,501.30</b>		<b>\$2,322.63</b>	<b>26.72%</b>	<b>\$1,482.37</b>	<b>100.00%</b>	

<sup>1</sup>Missing Cost Basis is not included in total cost calculations e - Periodic Exchange Plan exists for this holding o - Open Order exists p - Periodic Investment Plan exists for this holding  
 s - Systematic Withdrawal Plan exists for this holding \* - Multiple investment plans exist for this holding N - Pricing is not available for this security † - Current Value does not include Life Insurance Values

Balances as of: 03/03/2026 04:58:25 PM **Account Balances**

Account: 29947880 - Sims- Michael Anthony Freedom UMA	Description	
	Current Value	\$294,778.69
	Previous Close Balance	\$297,964.62
	Total Security Value	\$288,929.90
	Available Balance for Withdrawal	\$5,848.79
	Available Balance for Trading	\$5,848.79
	Trade Date Balance	\$5,848.79
	Settle Date Balance	\$5,848.79
	Liquidation Value	\$297,964.62
	Last Statement Value	\$298,810.55
	Change Since Last Statement	(\$4,031.86)
	Change Since Last Statement %	-1.35%
	Prior Year End Value	\$319,704.20
	Change Year to Date	(\$24,925.51)
	Change YTD %	-7.80%

<sup>1</sup>Missing Cost Basis is not included in total cost calculations e - Periodic Exchange Plan exists for this holding o - Open Order exists p - Periodic Investment Plan exists for this holding  
 s - Systematic Withdrawal Plan exists for this holding \* - Multiple investment plans exist for this holding N - Pricing is not available for this security † - Current Value does not include Life Insurance Values

# RAYMOND JAMES®

SIMS, MICHAEL ANTHONY/JAMEY F  
 Michael A. Sims  
 4541 Caddo Ln  
 Fayetteville, AR 72704-9357411  
 b: 479-427-0209  
 m: 479-427-0209  
 b: 479-549-2786

Pricing as of: Previous Close

## Account Holdings

Account: 29947880 - Sims- Michael Anthony Freedom UMA												
Description	Symbol /CUSIP	Type / Loc	Quantity	Price	Daily Change \$	Current Value	Avg Cost Per Share	CB GL \$	CB GL %	Est. Ann Inc	% of Port	
CASH						\$5,848.79				\$1.75	0.26%	
3M COMPANY	MMM	1 / OOS	4L	\$161.460	\$0.00	\$645.84	\$155.158	\$25.21	4.06%	\$12.48	0.03%	
ACCENTURE PLC IRELAND SHS CLASS A (IRELAND)	ACN	1 / OOS	11L	\$205.930	\$0.00	\$2,265.23	\$286.685	(\$888.30)	-28.17%	\$71.72	0.10%	
ADOBE INCORPORATED	ADBE	1 / OOS	11L	\$260.880	\$0.00	\$2,869.68	\$373.783	(\$1,241.93)	-30.21%	\$0.00	0.13%	
ADVANCED MICRO DEVICES INCORPORATED	AMD	1 / OOS	8L	\$198.620	\$0.00	\$1,588.96	\$119.364	\$634.05	66.40%	\$0.00	0.07%	
ADYEN N V UNSPONSORED ADS (NETHERLANDS)	ADYEY	1 / OOS	172L	\$11.279	\$0.00	\$1,939.99	\$11.010	\$46.27	2.44%	\$0.00	0.09%	
AFFILIATED MANAGERS GROUP	AMG	1 / OOS	3L	\$312.920	\$0.00	\$938.76	\$179.753	\$399.50	74.08%	\$0.12	0.04%	
ALLEGION PLC ORD SHS (IRELAND)	ALLE	1 / OOS	7L	\$162.500	\$0.00	\$1,137.50	\$116.913	\$319.11	38.99%	\$15.40	0.05%	
ALLISON TRANSMISSION HLDGS INCORPORATED	ALSN	1 / OOS	7L	\$126.910	\$0.00	\$888.37	\$98.521	\$198.72	28.81%	\$8.12	0.04%	
ALPHABET INCORPORATED CAP STK CLASS A	GOOGL	1 / OOS	20L	\$306.520	\$0.00	\$6,130.40	\$120.485	\$3,720.71	154.41%	\$16.80	0.27%	
AMAZON COM INCORPORATED	AMZN	1 / OOS	24L	\$208.390	\$0.00	\$5,001.36	\$180.163	\$677.45	15.67%	\$0.00	0.22%	
AMERIPRISE FINL INCORPORATED	AMP	1 / OOS	4L	\$475.330	\$0.00	\$1,901.32	\$296.408	\$715.69	60.36%	\$25.60	0.08%	
AMETEK INCORPORATED	AME	1 / OOS	3L	\$241.460	\$0.00	\$724.38	\$146.127	\$286.00	65.24%	\$4.08	0.03%	
APPLE INCORPORATED	AAPL	1 / OOS	17L	\$264.720	\$0.00	\$4,500.24	\$214.235	\$858.24	23.57%	\$17.68	0.20%	
APPLIED MATLS INCORPORATED	AMAT	1 / OOS	9L	\$372.180	\$0.00	\$3,349.62	\$118.329	\$2,284.66	214.53%	\$16.56	0.15%	
ARCH CAP GROUP LIMITED ORD (CAYMAN ISLANDS)	ACGL	1 / OOS	7L	\$101.060	\$0.00	\$707.42	\$94.443	\$46.32	7.01%	\$35.00	0.03%	
ARROW ELECTRS INCORPORATED	ARW	1 / OOS	4L	\$149.960	\$0.00	\$599.84	\$123.583	\$105.51	21.34%	\$0.00	0.03%	

<sup>1</sup> Missing Cost Basis is not included in total cost calculations e - Periodic Exchange Plan exists for this holding o - Open Order exists p - Periodic Investment Plan exists for this holding  
 s - Systematic Withdrawal Plan exists for this holding \* - Multiple investment plans exist for this holding N - Pricing is not available for this security † - Current Value does not include Life Insurance Values

# RAYMOND JAMES®

SIMS, MICHAEL ANTHONY/JAMEY F  
 Michael A. Sims  
 4541 Caddo Ln  
 Fayetteville, AR 72704-9357411  
 b: 479-427-0209  
 m: 479-427-0209  
 b: 479-549-2786

Account: 29947880 - Sims- Michael Anthony Freedom UMA

Description	Symbol /CUSIP	Type / Loc	Quantity	Price	Daily Change \$	Current Value	Avg Cost Per Share	CB GL \$	CB GL %	Est. Ann Inc	% of Port
AUTOMATIC DATA PROCESSING INCORPORATED	ADP	1 / 00S	9L	\$214.970	\$0.00	\$1,934.73	\$196.939	\$162.28	9.16%	\$61.20	0.09%
AUTOZONE INCORPORATED	AZO	1 / 00S	1L	\$3,882.47	\$0.00	\$3,882.47	\$2,775.030	\$1,107.44	39.91%	\$0.00	0.17%
BALL CORPORATION	BALL	1 / 00S	13L	\$66.420	\$0.00	\$863.46	\$61.464	\$64.43	8.06%	\$10.40	0.04%
BANK AMERICA CORPORATION	BAC	1 / 00S	44L	\$49.810	\$0.00	\$2,191.64	\$30.151	\$865.01	65.20%	\$49.28	0.10%
BIOGEN INCORPORATED	BIIB	1 / 00S	3L	\$188.050	\$0.00	\$564.15	\$157.417	\$91.90	19.46%	\$0.00	0.02%
BOOKING HOLDINGS INCORPORATED	BKNG	1 / 00S	1L	\$4,179.78	\$0.00	\$4,179.78	\$1,890.050	\$2,289.73	121.15%	\$99.30	0.18%
BOSTON SCIENTIFIC CORPORATION	BSX	1 / 00S	25L	\$76.220	\$0.00	\$1,905.50	\$102.110	(\$647.24)	-25.35%	\$0.00	0.08%
BOYD GAMING CORPORATION	BYD	1 / 00S	8L	\$82.490	\$0.00	\$659.92	\$66.388	\$128.82	24.26%	\$6.40	0.03%
BROADCOM INCORPORATED	AVGO	1 / 00S	7L	\$318.820	\$0.00	\$2,231.74	\$228.209	\$634.28	39.71%	\$18.20	0.10%
BROWN & BROWN INCORPORATED	BRO	1 / 00S	19L	\$72.360	\$0.00	\$1,374.84	\$110.964	(\$733.48)	-34.79%	\$12.54	0.06%
BUILDERS FIRSTSOURCE INCORPORATED	BLDR	1 / 00S	5L	\$99.410	\$0.00	\$497.05	\$125.926	(\$132.58)	-21.06%	\$0.00	0.02%
BXP INCORPORATED REIT	BXP	1 / 00S	9L	\$56.240	\$0.00	\$506.16	\$72.773	(\$148.80)	-22.72%	\$25.20	0.02%
CACI INTERNATIONAL INCORPORATED CLASS A	CACI	1 / 00S	1L	\$624.960	\$0.00	\$624.96	\$460.820	\$164.14	35.62%	\$0.00	0.03%
CAL MAINE FOODS INCORPORATED COM NEW	CALM	1 / 00S	4L	\$87.500	\$0.00	\$350.00	\$81.688	\$23.25	7.12%	\$11.57	0.02%
CARLISLE COMPANIES INCORPORATED	CSL	1 / 00S	1L	\$393.730	\$0.00	\$393.73	\$408.810	(\$15.08)	-3.69%	\$4.40	0.02%
CARLYLE GROUP INCORPORATED	CG	1 / 00S	6L	\$52.410	\$0.00	\$314.46	\$44.463	\$47.68	17.87%	\$8.40	0.01%
CAVCO INDUSTRIES INCORPORATED DEL	CVCO	1 / 00S	1L	\$563.115	\$0.00	\$563.12	\$429.830	\$133.29	31.01%	\$0.00	0.02%
CDW CORPORATION	CDW	1 / 00S	7L	\$124.770	\$0.00	\$873.39	\$165.607	(\$285.86)	-24.66%	\$17.64	0.04%

<sup>1</sup>Missing Cost Basis is not included in total cost calculations e - Periodic Exchange Plan exists for this holding o - Open Order exists p - Periodic Investment Plan exists for this holding  
 s - Systematic Withdrawal Plan exists for this holding \* - Multiple investment plans exist for this holding N - Pricing is not available for this security † - Current Value does not include Life Insurance Values

# RAYMOND JAMES®

SIMS, MICHAEL ANTHONY/JAMEY F  
 Michael A. Sims  
 4541 Caddo Ln  
 Fayetteville, AR 72704-9357411  
 b: 479-427-0209  
 m: 479-427-0209  
 b: 479-549-2786

Account: 29947880 - Sims- Michael Anthony Freedom UMA											
Description	Symbol /CUSIP	Type / Loc	Quantity	Price	Daily Change \$	Current Value	Avg Cost Per Share	CB GL \$	CB GL %	Est. Ann Inc	% of Port
CENCORA INCORPORATED	COR	1 / 00S	4L	\$372.650	\$0.00	\$1,490.60	\$152.880	\$879.08	143.75%	\$9.60	0.07%
CENTENE CORPORATION DEL	CNC	1 / 00S	14L	\$44.600	\$0.00	\$624.40	\$29.241	\$215.02	52.52%	\$0.00	0.03%
CENTERPOINT ENERGY INCORPORATED	CNP	1 / 00S	11L	\$43.340	\$0.00	\$476.74	\$28.172	\$166.85	53.84%	\$10.12	0.02%
CF INDUSTRIES HOLD	CF	1 / 00S	10L	\$104.300	\$0.00	\$1,043.00	\$78.962	\$253.38	32.09%	\$20.00	0.05%
CHECK POINT SOFTWARE TECH LIMITED ORD (ISRAEL)	CHKP	1 / 00S	3L	\$154.970	\$0.00	\$464.91	\$161.607	(\$19.91)	-4.11%		0.02%
CHURCHILL DOWNS INCORPORATED	CHDN	1 / 00S	4L	\$93.780	\$0.00	\$375.12	\$137.490	(\$174.84)	-31.79%	\$1.75	0.02%
CME GROUP INCORPORATED	CME	1 / 00S	29L	\$326.460	\$0.00	\$9,467.34	\$190.530	\$3,941.96	71.34%	\$324.80	0.42%
COCA COLA CONS INCORPORATED	COKE	1 / 00S	7L	\$206.380	\$0.00	\$1,444.66	\$132.116	\$519.85	56.21%	\$7.00	0.06%
COCA-COLA EUROPAIC PARTNERS SHS (UNITED KINGDOM)	CCEP	1 / 00S	6L	\$108.130	\$0.00	\$648.78	\$64.225	\$263.43	68.36%	\$13.98	0.03%
COLGATE PALMOLIVE COMPANY	CL	1 / 00S	56L	\$97.300	\$0.00	\$5,448.80	\$71.973	\$1,418.31	35.19%	\$116.48	0.24%
COLOPLAST AS SPONSERED ADS (DENMARK)	CLPBY	1 / 00S	160L	\$7.579	\$0.00	\$1,212.64	\$14.251	(\$1,067.55)	-46.82%	\$34.53	0.05%
COMMERCIAL METALS COMPANY	CMC	1 / 00S	10L	\$73.600	\$0.00	\$736.00	\$54.337	\$192.63	35.45%	\$7.20	0.03%
COPART INCORPORATED	CPRT	1 / 00S	11L	\$38.310	\$0.00	\$421.41	\$40.775	(\$27.12)	-6.05%	\$0.00	0.02%
CORPAY INCORPORATED COM SHS	CPAY	1 / 00S	2L	\$332.010	\$0.00	\$664.02	\$332.600	(\$1.18)	-0.18%	\$0.00	0.03%
COSTCO WHOLESALE CORPORATION	COST	1 / 00S	2L	\$1,002.77	\$0.00	\$2,005.54	\$723.950	\$557.64	38.51%	\$10.40	0.09%
CREDIT ACCEP CORPORATION MICH	CACC	1 / 00S	1L	\$482.150	\$0.00	\$482.15	\$518.580	(\$36.43)	-7.02%	\$0.00	0.02%
D R HORTON INCORPORATED	DHI	1 / 00S	5L	\$154.400	\$0.00	\$772.00	\$148.852	\$27.74	3.73%	\$9.00	0.03%

<sup>1</sup> Missing Cost Basis is not included in total cost calculations e - Periodic Exchange Plan exists for this holding o - Open Order exists p - Periodic Investment Plan exists for this holding  
 s - Systematic Withdrawal Plan exists for this holding \* - Multiple investment plans exist for this holding N - Pricing is not available for this security † - Current Value does not include Life Insurance Values

# RAYMOND JAMES®

SIMS, MICHAEL ANTHONY/JAMEY F  
 Michael A. Sims  
 4541 Caddo Ln  
 Fayetteville, AR 72704-9357411  
 b: 479-427-0209  
 m: 479-427-0209  
 b: 479-549-2786

Account: 29947880 - Sims- Michael Anthony Freedom UMA											
Description	Symbol /CUSIP	Type / Loc	Quantity	Price	Daily Change \$	Current Value	Avg Cost Per Share	CB GL \$	CB GL %	Est. Ann Inc	% of Port
DANAHER CORPORATION DEL	DHR	1 / 00S	14L	\$206.000	\$0.00	\$2,884.00	\$198.519	\$104.74	3.77%	\$22.40	0.13%
DARDEN RESTAURANTS INCORPORATED	DRI	1 / 00S	2L	\$209.870	\$0.00	\$419.74	\$171.380	\$76.98	22.46%	\$11.80	0.02%
DASSAULT SYSTEMES SPONSORED ADR (FRANCE)	DASTY	1 / 00S	141L	\$21.573	\$0.00	\$3,041.79	\$36.976	(\$2,171.76)	-41.66%	\$31.03	0.13%
DEERE & COMPANY	DE	1 / 00S	7L	\$630.880	\$0.00	\$4,416.16	\$251.256	\$2,657.37	151.09%	\$45.36	0.20%
DIAMONDBACK ENERGY INCORPORATED	FANG	1 / 00S	5L	\$178.960	\$0.00	\$894.80	\$157.928	\$105.16	13.32%	\$21.00	0.04%
DOVER CORPORATION	DOV	1 / 00S	3L	\$226.400	\$0.00	\$679.20	\$197.740	\$85.98	14.49%	\$6.24	0.03%
DTE ENERGY COMPANY	DTE	1 / 00S	7L	\$147.650	\$0.00	\$1,033.55	\$111.567	\$252.58	32.34%	\$32.62	0.05%
EAST WEST BANCORP INCORPORATED	EWBC	1 / 00S	10L	\$110.910	\$0.00	\$1,109.10	\$75.313	\$355.97	47.27%	\$32.00	0.05%
EASTGROUP PPTYS INCORPORATED REIT	EGP	1 / 00S	4L	\$196.250	\$0.00	\$785.00	\$183.380	\$51.48	7.02%	\$24.80	0.03%
EBAY INCORPORATED.	EBAY	1 / 00S	12L	\$88.780	\$0.00	\$1,065.36	\$59.880	\$346.80	48.26%	\$14.88	0.05%
ELI LILLY & COMPANY	LLY	1 / 00S	3L	\$1,017.970	\$0.00	\$3,053.91	\$812.613	\$616.07	25.27%	\$20.76	0.13%
ENTERGY CORPORATION NEW	ETR	1 / 00S	7L	\$106.630	\$0.00	\$746.41	\$49.264	\$401.56	116.44%	\$17.92	0.03%
EPAM SYSTEMS INCORPORATED	EPAM	1 / 00S	4L	\$139.160	\$0.00	\$556.64	\$163.690	(\$98.12)	-14.99%	\$0.00	0.02%
EQT CORPORATION	EQT	1 / 00S	15L	\$61.640	\$0.00	\$924.60	\$37.991	\$354.74	62.25%	\$9.90	0.04%
EQUITY LIFESTYLE PROPERTIES REIT	ELS	1 / 00S	10L	\$68.370	\$0.00	\$683.70	\$66.107	\$22.63	3.42%	\$21.70	0.03%
EQUITY RESIDENTIAL SH BEN INT REIT	EQR	1 / 00S	8L	\$63.130	\$0.00	\$505.04	\$68.416	(\$42.29)	-7.73%	\$22.16	0.02%
ESSEX PROPERTY TR INCORPORATED REIT	ESS	1 / 00S	2L	\$256.030	\$0.00	\$512.06	\$300.330	(\$88.60)	-14.75%	\$20.72	0.02%
ESSILOR LUXOTTICA UNSPONSORED ADR (FRANCE)	ESLOY	1 / 00S	36L	\$128.072	\$0.00	\$4,610.59	\$80.718	\$1,704.75	58.67%	\$66.01	0.20%

<sup>1</sup>Missing Cost Basis is not included in total cost calculations e - Periodic Exchange Plan exists for this holding o - Open Order exists p - Periodic Investment Plan exists for this holding  
 s - Systematic Withdrawal Plan exists for this holding \* - Multiple investment plans exist for this holding N - Pricing is not available for this security † - Current Value does not include Life Insurance Values

# RAYMOND JAMES®

SIMS, MICHAEL ANTHONY/JAMEY F  
 Michael A. Sims  
 4541 Caddo Ln  
 Fayetteville, AR 72704-9357411  
 b: 479-427-0209  
 m: 479-427-0209  
 b: 479-549-2786

## Account: 29947880 - Sims- Michael Anthony Freedom UMA

Description	Symbol /CUSIP	Type / Loc	Quantity	Price	Daily Change \$	Current Value	Avg Cost Per Share	CB GL \$	CB GL %	Est. Ann Inc	% of Port
EVERCORE INCORPORATED CLASS A	EVR	1 / 00S	2L	\$314.480	\$0.00	\$628.96	\$217.340	\$194.28	44.69%	\$6.72	0.03%
EXPEDITORS INTERNATIONAL WASH INCORPORATED	EXPD	1 / 00S	9L	\$145.630	\$0.00	\$1,310.67	\$108.171	\$337.13	34.63%	\$13.86	0.06%
EXTRA SPACE STORAGE INCORPORATED REIT	EXR	1 / 00S	3L	\$152.650	\$0.00	\$457.95	\$148.150	\$13.50	3.04%	\$19.44	0.02%
FERGUSON ENTERPRISES INCORPORATED COMMON STOCK NEW	FERG	1 / 00S	8L	\$257.150	\$0.00	\$2,057.20	\$199.680	\$459.76	28.78%	\$28.48	0.09%
FIFTH THIRD BANCORP	FITB	1 / 00S	15L	\$49.840	\$0.00	\$747.60	\$30.477	\$290.44	63.53%	\$24.00	0.03%
FIRST AMERN FINL CORPORATION	FAF	1 / 00S	11L	\$70.290	\$0.00	\$773.19	\$59.299	\$120.90	18.53%	\$24.20	0.03%
FIRSTENERGY CORPORATION	FE	1 / 00S	14L	\$50.980	\$0.00	\$713.72	\$41.654	\$130.56	22.39%	\$26.04	0.03%
FLEXTRONICS INTERNATIONAL LIMITED ORD (SINGAPORE)	FLEX	1 / 00S	10L	\$65.490	\$0.00	\$654.90	\$29.747	\$357.43	120.16%		0.03%
FRONTDOOR INCORPORATED	FTDR	1 / 00S	16L	\$67.460	\$0.00	\$1,079.36	\$30.941	\$584.30	118.03%	\$0.00	0.05%
GE HEALTHCARE TECHNOLOGIES INCORPORATED COMMON STOCK	GEHC	1 / 00S	9L	\$80.160	\$0.00	\$721.44	\$76.264	\$35.06	5.11%	\$1.26	0.03%
GENERAC HLDGS INCORPORATED	GNRC	1 / 00S	4L	\$230.380	\$0.00	\$921.52	\$154.060	\$305.28	49.54%	\$0.00	0.04%
GENERAL DIGITAL INCORPORATED	GEN	1 / 00S	22L	\$22.350	\$0.00	\$491.70	\$26.749	(\$96.77)	-16.44%	\$11.00	0.02%
GENTEX CORPORATION	GNTX	1 / 00S	19L	\$23.300	\$0.00	\$442.70	\$27.577	(\$81.26)	-15.51%	\$9.12	0.02%
HALOZYME THERAPEUTICS INCORPORATED	HALO	1 / 00S	5L	\$69.850	\$0.00	\$349.25	\$79.232	(\$46.91)	-11.84%	\$0.00	0.02%
HOME DEPOT INCORPORATED	HD	1 / 00S	6L	\$370.810	\$0.00	\$2,224.86	\$354.640	\$97.02	4.56%	\$55.92	0.10%
HOWMET AEROSPACE INCORPORATED	HWM	1 / 00S	3L	\$265.110	\$0.00	\$795.33	\$34.607	\$691.51	666.07%	\$1.44	0.04%

<sup>1</sup>Missing Cost Basis is not included in total cost calculations e - Periodic Exchange Plan exists for this holding o - Open Order exists p - Periodic Investment Plan exists for this holding  
 s - Systematic Withdrawal Plan exists for this holding \* - Multiple investment plans exist for this holding N - Pricing is not available for this security † - Current Value does not include Life Insurance Values

# RAYMOND JAMES®

SIMS, MICHAEL ANTHONY/JAMEY F  
 Michael A. Sims  
 4541 Caddo Ln  
 Fayetteville, AR 72704-9357411  
 b: 479-427-0209  
 m: 479-427-0209  
 b: 479-549-2786

Account: 29947880 - Sims- Michael Anthony Freedom UMA

Description	Symbol /CUSIP	Type / Loc	Quantity	Price	Daily Change \$	Current Value	Avg Cost Per Share	CB GL \$	CB GL %	Est. Ann Inc	% of Port
HUNTINGTON BANCSHARES INCORPORATED	HBAN	1 / 00S	61L	\$16.970	\$0.00	\$1,035.17	\$11.331	\$343.96	49.76%	\$37.82	0.05%
ILLUMINA INCORPORATED	ILMN	1 / 00S	25L	\$132.890	\$0.00	\$3,322.25	\$187.650	(\$1,369.00)	-29.18%	\$0.00	0.15%
INTERCONTINENTAL EXCHANGE INCORPORATED	ICE	1 / 00S	18L	\$164.780	\$0.00	\$2,966.04	\$112.627	\$938.76	46.31%	\$37.44	0.13%
INTERDIGITAL INCORPORATED	IDCC	1 / 00S	3L	\$378.830	\$0.00	\$1,136.49	\$185.167	\$580.99	104.59%	\$8.40	0.05%
IQVIA HLDGS INCORPORATED	IQV	1 / 00S	4L	\$174.270	\$0.00	\$697.08	\$205.043	(\$123.09)	-15.01%	\$0.00	0.03%
ITT INCORPORATED	ITT	1 / 00S	2L	\$198.990	\$0.00	\$397.98	\$58.590	\$280.80	239.63%	\$3.09	0.02%
JABIL INCORPORATED	JBL	1 / 00S	2L	\$261.180	\$0.00	\$522.36	\$151.995	\$218.37	71.83%	\$0.64	0.02%
KEYSIGHT TECHNOLOGIES INCORPORATED	KEYS	1 / 00S	6L	\$313.270	\$0.00	\$1,879.62	\$158.773	\$926.98	97.31%	\$0.00	0.08%
KLA CORPORATION COM NEW	KLAC	1 / 00S	1L	\$1,534.95	\$0.00	\$1,534.95	\$627.090	\$907.86	144.77%	\$7.60	0.07%
L3HARRIS TECHNOLOGIES INCORPORATED	LHX	1 / 00S	2L	\$378.480	\$0.00	\$756.96	\$218.295	\$320.37	73.38%	\$10.00	0.03%
LABCORP HOLDINGS INCORPORATED COM SHS	LH	1 / 00S	2L	\$286.470	\$0.00	\$572.94	\$249.950	\$73.04	14.61%	\$5.76	0.03%
LAMAR ADVERTISING COMPANY CLASS A REIT	LAMR	1 / 00S	7L	\$139.180	\$0.00	\$974.26	\$93.779	\$317.81	48.41%	\$44.80	0.04%
LANDSTAR SYSTEMS INCORPORATED	LSTR	1 / 00S	3L	\$163.660	\$0.00	\$490.98	\$163.620	\$0.12	0.02%	\$4.80	0.02%
LEIDOS HOLDINGS INCORPORATED	LDOS	1 / 00S	3L	\$179.400	\$0.00	\$538.20	\$152.363	\$81.11	17.74%	\$5.16	0.02%
LINCOLN ELEC HLDGS INCORPORATED	LECO	1 / 00S	2L	\$287.090	\$0.00	\$574.18	\$203.100	\$167.98	41.35%	\$6.32	0.03%
LINDE PLC SHS (IRELAND)	LIN	1 / 00S	5L	\$509.340	\$0.00	\$2,546.70	\$240.936	\$1,342.02	111.40%	\$32.00	0.11%
LKQ CORPORATION	LKQ	1 / 00S	18L	\$32.780	\$0.00	\$590.04	\$37.923	(\$92.58)	-13.56%	\$21.60	0.03%
LOREAL S.A. ADR (FRANCE)	LRLCY	1 / 00S	78L	\$88.990	\$0.00	\$6,941.22	\$64.000	\$1,949.24	39.05%	\$99.74	0.31%

<sup>1</sup> Missing Cost Basis is not included in total cost calculations e - Periodic Exchange Plan exists for this holding o - Open Order exists p - Periodic Investment Plan exists for this holding  
 s - Systematic Withdrawal Plan exists for this holding \* - Multiple investment plans exist for this holding N - Pricing is not available for this security † - Current Value does not include Life Insurance Values

# RAYMOND JAMES®

SIMS, MICHAEL ANTHONY/JAMEY F  
 Michael A. Sims  
 4541 Caddo Ln  
 Fayetteville, AR 72704-9357411  
 b: 479-427-0209  
 m: 479-427-0209  
 b: 479-549-2786

Account: 29947880 - Sims - Michael Anthony Freedom UMA												
Description	Symbol /CUSIP	Type / Loc	Quantity	Price	Daily Change \$	Current Value	Avg Cost Per Share	CB GL \$	CB GL %	Est. Ann Inc	% of Port	
LOUISIANA PAC CORPORATION	LPX	1 / 00S	4L	\$83.570	\$0.00	\$334.28	\$89.788	(\$24.87)	-6.92%	\$4.80	0.01%	
LPL FINL HLDGS INCORPORATED	LPLA	1 / 00S	5L	\$306.000	\$0.00	\$1,530.00	\$229.268	\$383.66	33.47%	\$6.00	0.07%	
MARATHON PETE CORPORATION	MPC	1 / 00S	6L	\$209.820	\$0.00	\$1,258.92	\$149.398	\$362.53	40.44%	\$24.00	0.06%	
MARKEL GROUP INCORPORATED	MKL	1 / 00S	1L	\$2,080.80	\$0.00	\$2,080.80	\$1,565.540	\$515.26	32.91%	\$0.00	0.09%	
MARKETAXESS HLDGS INCORPORATED	MKTX	1 / 00S	19L	\$192.050	\$0.00	\$3,648.95	\$322.628	(\$2,480.99)	-40.47%	\$59.28	0.16%	
MARRIOTT INTERNATIONAL INCORPORATED NEW CLASS A	MAR	1 / 00S	7L	\$330.470	\$0.00	\$2,313.29	\$206.814	\$865.59	59.79%	\$18.76	0.10%	
MARSH & MCLENNAN COMPANIES INCORPORATED	MRSH	1 / 00S	9L	\$186.430	\$0.00	\$1,677.87	\$168.540	\$161.01	10.61%	\$32.40	0.07%	
MASCO CORPORATION	MAS	1 / 00S	11L	\$69.800	\$0.00	\$767.80	\$60.793	\$99.08	14.82%	\$14.08	0.03%	
MASTERBRAND INCORPORATED COMMON STOCK	MBC	1 / 00S	23L	\$10.000	\$0.00	\$230.00	\$15.404	(\$124.30)	-35.08%	\$0.00	0.01%	
MASTERCARD INCORPORATED CLASS A	MA	1 / 00S	14L	\$521.000	\$0.00	\$7,294.00	\$346.783	\$2,439.04	50.24%	\$48.72	0.32%	
MCCORMICK & COMPANY INCORPORATED COM NON VTG	MKC	1 / 00S	10L	\$69.900	\$0.00	\$699.00	\$67.524	\$23.76	3.52%	\$19.20	0.03%	
MCKESSON CORPORATION	MCK	1 / 00S	1L	\$990.950	\$0.00	\$990.95	\$632.130	\$358.82	56.76%	\$3.28	0.04%	
MICROCHIP TECHNOLOGY INCORPORATED.	MCHP	1 / 00S	16L	\$74.310	\$0.00	\$1,188.96	\$66.612	\$123.17	11.56%	\$29.12	0.05%	
MICROSOFT CORPORATION	MSFT	1 / 00S	23L	\$398.550	\$0.00	\$9,166.65	\$307.975	\$2,083.23	29.41%	\$83.72	0.40%	
MSC INDL DIRECT INCORPORATED CLASS A	MSM	1 / 00S	6L	\$94.080	\$0.00	\$564.48	\$83.318	\$64.57	12.92%	\$20.88	0.02%	
MURPHY USA INCORPORATED	MUSA	1 / 00S	1L	\$403.070	\$0.00	\$403.07	\$385.200	\$17.87	4.64%	\$2.52	0.02%	

<sup>1</sup> Missing Cost Basis is not included in total cost calculations e - Periodic Exchange Plan exists for this holding o - Open Order exists p - Periodic Investment Plan exists for this holding  
 s - Systematic Withdrawal Plan exists for this holding \* - Multiple investment plans exist for this holding N - Pricing is not available for this security T - Current Value does not include Life Insurance Values

# RAYMOND JAMES®

SIMS, MICHAEL ANTHONY/JAMEY F  
 Michael A. Sims  
 4541 Caddo Ln  
 Fayetteville, AR 72704-9357411  
 b: 479-427-0209  
 m: 479-427-0209  
 b: 479-549-2786

## Account: 29947880 - Sims- Michael Anthony Freedom UMA

Description	Symbol /CUSIP	Type / Loc	Quantity	Price	Daily Change \$	Current Value	Avg Cost Per Share	CB GL \$	CB GL %	Est. Ann Inc	% of Port
NESTLE S A SPONSORED ADR (SWITZERLAND)	NSRGY	1 / 00S	27L	\$106.310	\$0.00	\$2,870.37	\$95.353	\$295.85	11.49%	\$90.38	0.13%
NETAPP INCORPORATED	NTAP	1 / 00S	8L	\$100.150	\$0.00	\$801.20	\$101.608	(\$11.66)	-1.43%	\$16.64	0.04%
NIKE INCORPORATED CLASS B	NKE	1 / 00S	52L	\$61.010	\$0.00	\$3,172.52	\$97.777	(\$1,911.89)	-37.60%	\$85.28	0.14%
NOVONESIS (NOVOZYMES) B UNSPONSORED ADR (DENMARK)	NVZMY	1 / 00S	52L	\$58.295	\$0.00	\$3,031.34	\$51.333	\$362.02	13.56%	\$31.44	0.13%
NRG ENERGY INCORPORATED COM NEW	NRG	1 / 00S	2L	\$175.580	\$0.00	\$351.16	\$94.200	\$162.76	86.39%	\$3.80	0.02%
NVIDIA CORPORATION	NVDA	1 / 00S	32L	\$182.480	\$0.00	\$5,839.36	\$76.569	\$3,389.15	138.32%	\$1.28	0.26%
OGE ENERGY CORPORATION	OGE	1 / 00S	15L	\$49.250	\$0.00	\$738.75	\$38.655	\$158.93	27.41%	\$25.50	0.03%
OLD DOMINION FREIGHT LINE INCORPORATED	ODFL	1 / 00S	6L	\$207.750	\$0.00	\$1,246.50	\$151.800	\$335.70	36.86%	\$6.96	0.06%
ORACLE CORPORATION	ORCL	1 / 00S	7L	\$149.250	\$0.00	\$1,044.75	\$101.759	\$332.44	46.67%	\$14.00	0.05%
PACKAGING CORPORATION AMER	PKG	1 / 00S	5L	\$231.210	\$0.00	\$1,156.05	\$161.452	\$348.79	43.21%	\$25.00	0.05%
PARKER-HANNIFIN CORPORATION	PH	1 / 00S	1L	\$1,011.410	\$0.00	\$1,011.41	\$274.640	\$736.77	268.27%	\$7.20	0.04%
PERMIAN RESOURCES CORPORATION CLASS A COM	PR	1 / 00S	61L	\$18.790	\$0.00	\$1,146.19	\$14.144	\$283.39	32.85%	\$39.04	0.05%
PHILLIPS 66	PSX	1 / 00S	5L	\$160.180	\$0.00	\$800.90	\$145.656	\$72.62	9.97%	\$25.40	0.04%
PROCTER & GAMBLE COMPANY	PG	1 / 00S	10L	\$163.510	\$0.00	\$1,635.10	\$133.861	\$296.49	22.15%	\$42.27	0.07%
QIAGEN NV ORD SHARES (NETHERLANDS)	QGEN	1 / 00S	12L	\$48.830	-\$0.00	\$585.96	\$50.937	(\$25.28)	-4.14%	\$3.16	0.03%
QUNITY ELECTRONICS INCORPORATED COMMON STOCK	Q	1 / 00S	4L	\$124.070	\$0.00	\$496.28	\$84.758	\$157.25	46.38%	\$1.28	0.02%
QUEST DIAGNOSTICS INCORPORATED	DGX	1 / 00S	4L	\$210.250	\$0.00	\$841.00	\$176.825	\$133.70	18.90%	\$13.76	0.04%

<sup>1</sup>Missing Cost Basis is not included in total cost calculations e - Periodic Exchange Plan exists for this holding o - Open Order exists p - Periodic Investment Plan exists for this holding  
 s - Systematic Withdrawal Plan exists for this holding \* - Multiple investment plans exist for this holding N - Pricing is not available for this security † - Current Value does not include Life Insurance Values

# RAYMOND JAMES®

SIMS, MICHAEL ANTHONY/JAMEY F  
 Michael A. Sims  
 4541 Caddo Ln  
 Fayetteville, AR 72704-9357411  
 b: 479-427-0209  
 m: 479-427-0209  
 b: 479-549-2786

Account: 29947880 - Sims- Michael Anthony Freedom UMA											
Description	Symbol /CUSIP	Type / Loc	Quantity	Price	Daily Change \$	Current Value	Avg Cost Per Share	CB GL \$	CB GL %	Est. Ann Inc	% of Port
RALPH LAUREN CORPORATION CLASS A	RL	1 / 00S	2L	\$354.130	\$0.00	\$708.26	\$120.970	\$466.32	192.74%	\$7.30	0.03%
RANGE RES CORPORATION	RRC	1 / 00S	26L	\$41.880	\$0.00	\$1,088.88	\$31.899	\$259.51	31.29%	\$10.40	0.05%
RB GLOBAL INCORPORATED (CANADA)	RBA	1 / 00S	8L	\$100.130	\$0.00	\$801.04	\$71.450	\$229.44	40.14%	\$9.92	0.04%
REALTY INCOME CORPORATION REIT	O	1 / 00S	45L	\$67.560	\$0.00	\$3,040.20	\$51.932	\$703.24	30.09%	\$145.80	0.13%
RECKITT BENCKISER GROUP PLC SPONSORED ADR	RBGLY	1 / 00S	319L	\$17.009	\$0.00	\$5,425.87	\$15.536	\$470.00	9.48%	\$171.94	0.24%
REGENCY CTRS CORPORATION REIT	REG	1 / 00S	9L	\$79.540	\$0.00	\$715.86	\$60.883	\$167.91	30.64%	\$27.18	0.03%
RELIANCE INCORPORATED	RS	1 / 00S	3L	\$322.850	\$0.00	\$968.55	\$296.387	\$79.39	8.93%	\$15.00	0.04%
RELX PLC SPONSORED ADR (UNITED KINGDOM)	RELX	1 / 00S	92L	\$34.680	\$0.00	\$3,190.56	\$31.128	\$326.82	11.41%	\$84.62	0.14%
RENAISSANCE RE HLDGS LIMITED (UNITED KINGDOM)	RNR	1 / 00S	3L	\$307.030	\$0.00	\$921.09	\$272.917	\$102.34	12.50%	\$4.92	0.04%
RESIDEO TECHNOLOGIES INCORPORATED	REZI	1 / 00S	15L	\$38.290	\$0.00	\$574.35	\$24.669	\$204.31	55.21%	\$0.00	0.03%
ROCKET COMPANIES INCORPORATED COM CLASS A	RKT	1 / 00S	34L	\$16.790	\$0.00	\$570.86	\$13.270	\$119.69	26.53%	\$0.00	0.03%
ROSS STORES INCORPORATED	ROST	1 / 00S	4L	\$202.300	\$0.00	\$809.20	\$97.935	\$417.46	106.57%	\$6.48	0.04%
S&P GLOBAL INCORPORATED	SPGI	1 / 00S	5L	\$443.080	\$0.00	\$2,215.40	\$355.178	\$439.51	24.75%	\$19.40	0.10%
SALESFORCE INCORPORATED	CRM	1 / 00S	7L	\$192.950	\$0.00	\$1,350.65	\$219.067	(\$182.82)	-11.92%	\$12.32	0.06%
SEAGATE TECHNOLOGY HLDGS PLC ORD SHS (IRELAND)	STX	1 / 00S	1L	\$379.520	\$0.00	\$379.52	\$122.750	\$256.77	209.18%	\$2.96	0.02%
SHERWIN WILLIAMS COMPANY	SHW	1 / 00S	4L	\$356.100	\$0.00	\$1,424.40	\$267.240	\$355.44	33.25%	\$12.80	0.06%

<sup>1</sup> Missing Cost Basis is not included in total cost calculations e - Periodic Exchange Plan exists for this holding o - Open Order exists p - Periodic Investment Plan exists for this holding  
 s - Systematic Withdrawal Plan exists for this holding \* - Multiple investment plans exist for this holding N - Pricing is not available for this security † - Current Value does not include Life Insurance Values

# RAYMOND JAMES®

SIMS, MICHAEL ANTHONY/JAMEY F  
 Michael A. Sims  
 4541 Caddo Ln  
 Fayetteville, AR 72704-9357411  
 b: 479-427-0209  
 m: 479-427-0209  
 b: 479-549-2786

Account: 29947980 - Sims- Michael Anthony Freedom UMA

Description	Symbol /CUSIP	Type / Loc	Quantity	Price	Daily Change \$	Current Value	Avg Cost Per Share	CB GL \$	CB GL %	Est. Ann Inc	% of Port
SIMON PROPERTY GROUP INCORPORATED NEW REIT	SPG	1 / 00S	7L	\$203.160	\$0.00	\$1,422.12	\$144.154	\$413.04	40.93%	\$61.60	0.06%
SOLVENTUM CORPORATION COM SHS	SOLV	1 / 00S	14L	\$73.000	\$0.00	\$1,022.00	\$71.025	\$27.65	2.78%	\$0.00	0.05%
SOMNIGROUP INTERNATIONAL INCORPORATED	SGI	1 / 00S	11L	\$87.420	\$0.00	\$961.62	\$49.108	\$421.43	78.02%	\$7.48	0.04%
STERIS PLC SHS USD (IRELAND)	STE	1 / 00S	3L	\$247.770	\$0.00	\$743.31	\$244.720	\$9.15	1.25%	\$7.56	0.03%
STIFEL FINL CORPORATION	SF	1 / 00S	12L	\$75.570	\$0.00	\$906.84	\$63.800	\$141.24	18.45%	\$16.32	0.04%
STRYKER CORPORATION	SYK	1 / 00S	6L	\$387.020	\$0.00	\$2,322.12	\$363.160	\$143.16	6.57%	\$21.12	0.10%
SYNCHRONY FINANCIAL	SYF	1 / 00S	7L	\$68.640	\$0.00	\$480.48	\$38.761	\$209.15	77.08%	\$8.40	0.02%
SYNOPSIS INCORPORATED	SNPS	1 / 00S	5L	\$424.660	\$0.00	\$2,123.30	\$484.730	(\$300.35)	-12.39%	\$0.00	0.09%
SYSCO CORPORATION	SY	1 / 00S	10L	\$90.480	\$0.00	\$904.80	\$74.220	\$162.60	21.91%	\$21.60	0.04%
TE CONNECTIVITY PLC ORD SHS (IRELAND)	TEL	1 / 00S	1L	\$211.980	\$0.00	\$211.98	\$143.950	\$68.03	47.26%	\$2.84	0.01%
TECHNIPFMC PLC (UNITED KINGDOM)	FTI	1 / 00S	26L	\$67.500	\$0.00	\$1,755.00	\$28.627	\$1,010.69	135.79%	\$5.20	0.08%
TENET HEALTHCARE CORPORATION COM NEW	THC	1 / 00S	5L	\$235.120	\$0.00	\$1,175.60	\$137.122	\$489.99	71.47%	\$0.00	0.05%
TEXTRON INCORPORATED	TXT	1 / 00S	13L	\$100.680	\$0.00	\$1,308.84	\$65.058	\$463.08	54.75%	\$1.04	0.06%
THE CIGNA GROUP	CI	1 / 00S	3L	\$290.850	\$0.00	\$872.55	\$267.347	\$70.51	8.79%	\$18.72	0.04%
THERMO FISHER SCIENTIFIC INCORPORATED	TMO	1 / 00S	5L	\$508.580	\$0.00	\$2,542.90	\$479.046	\$147.67	6.17%	\$9.40	0.11%
TOPBUILD COR	BLD	1 / 00S	2L	\$438.950	\$0.00	\$877.90	\$293.260	\$291.38	49.68%	\$0.00	0.04%
TRAVELERS COMPANIES INCORPORATED	TRV	1 / 00S	2L	\$310.670	\$0.00	\$621.34	\$192.660	\$236.02	61.25%	\$8.80	0.03%
UFP INDUSTRIES INCORPORATED	UFPI	1 / 00S	6L	\$101.300	\$0.00	\$607.80	\$115.167	(\$83.20)	-12.04%	\$8.64	0.03%

<sup>1</sup> Missing Cost Basis is not included in total cost calculations e - Periodic Exchange Plan exists for this holding o - Open Order exists p - Periodic Investment Plan exists for this holding s - Systematic Withdrawal Plan exists for this holding \* - Multiple investment plans exist for this holding N - Pricing is not available for this security † - Current Value does not include Life Insurance Values

# RAYMOND JAMES®

SIMS, MICHAEL ANTHONY/JAMEY F  
 Michael A. Sims  
 4541 Caddo Ln  
 Fayetteville, AR 72704-9357411  
 b: 479-427-0209  
 m: 479-427-0209  
 b: 479-549-2786

Account: 29947880 - Sims- Michael Anthony Freedom UMA											
Description	Symbol /CUSIP	Type / Loc	Quantity	Price	Daily Change \$	Current Value	Avg Cost Per Share	CB GL \$	CB GL %	Est. Ann Inc	% of Port
UNITEDHEALTH GROUP INCORPORATED	UNH	1 / OOS	14L	\$294.930	\$0.00	\$4,129.02	\$331.734	(\$515.26)	-11.09%	\$123.76	0.18%
US FOODS HLDG CORPORATION	USFD	1 / OOS	18L	\$95.410	\$0.00	\$1,717.38	\$73.193	\$399.90	30.35%	\$0.00	0.08%
VALVOLINE INCORPORATED	VVV	1 / OOS	16L	\$38.300	\$0.00	\$612.80	\$39.085	(\$12.56)	-2.01%	\$0.00	0.03%
VERISK ANALYTICS INCORPORATED	VRSK	1 / OOS	20L	\$214.790	\$0.00	\$4,295.80	\$201.640	\$263.01	6.52%	\$40.00	0.19%
VICIPPTYS INCORPORATED REIT	VICI	1 / OOS	15L	\$30.360	\$0.00	\$455.40	\$30.075	\$4.28	0.95%	\$27.00	0.02%
VONTIER CORPORATION	VNT	1 / OOS	8L	\$41.110	\$0.00	\$328.88	\$37.301	\$30.47	10.21%	\$0.80	0.01%
VOYA FINANCIAL INCORPORATED	VOYA	1 / OOS	8L	\$68.060	\$0.00	\$544.48	\$73.824	(\$46.11)	-7.81%	\$15.04	0.02%
WASTE MGMT INCORPORATED DEL	WM	1 / OOS	16L	\$243.070	\$0.00	\$3,889.12	\$173.152	\$1,118.69	40.38%	\$60.48	0.17%
WATTS WATER TECHNOLOGIES INCORPORATED CLASS A	WTS	1 / OOS	2L	\$325.710	\$0.00	\$651.42	\$207.255	\$236.91	57.15%	\$4.16	0.03%
WEX INCORPORATED	WEX	1 / OOS	4L	\$158.000	\$0.00	\$632.00	\$146.468	\$46.13	7.87%	\$0.00	0.03%
WILLIAMS SONOMA INCORPORATED	WSM	1 / OOS	4L	\$201.340	\$0.00	\$805.36	\$176.013	\$101.31	14.39%	\$10.56	0.04%
WW GRAINGER INCORPORATED	GWV	1 / OOS	2L	\$1,152.250	\$0.00	\$2,304.50	\$977.695	\$349.11	17.85%	\$18.08	0.10%
WYNDHAM HOTELS & RESORTS INCORPORATED	WH	1 / OOS	6L	\$80.500	\$0.00	\$483.00	\$76.940	\$21.36	4.63%	\$9.84	0.02%
XCEL ENERGY INCORPORATED	XEL	1 / OOS	9L	\$83.800	\$0.00	\$754.20	\$81.347	\$22.08	3.02%	\$21.33	0.03%
YUM BRANDS INCORPORATED	YUM	1 / OOS	4L	\$162.920	\$0.00	\$651.68	\$153.435	\$37.94	6.18%	\$12.00	0.03%
YUM CHINA HLDGS INCORPORATED	YUMC	1 / OOS	123L	\$53.500	\$0.00	\$6,580.50	\$41.669	\$1,455.25	28.39%	\$142.68	0.29%
ZEBRA TECHNOLOGIES CORPORATION CLASS A	ZBRA	1 / OOS	3L	\$223.920	\$0.00	\$671.76	\$236.087	(\$36.50)	-5.15%	\$0.00	0.03%
<b>Total:</b>			<b>188</b>		<b>\$0.00</b>	<b>\$297,966.68</b>		<b>\$55,835.33</b>	<b>26.72%</b>	<b>\$4,037.29</b>	<b>100.00%</b>

<sup>1</sup> Missing Cost Basis is not included in total cost calculations e - Periodic Exchange Plan exists for this holding o - Open Order exists p - Periodic Investment Plan exists for this holding  
 s - Systematic Withdrawal Plan exists for this holding \* - Multiple investment plans exist for this holding N - Pricing is not available for this security t - Current Value does not include Life Insurance Values

**RAYMOND JAMES®**

SIMS, MICHAEL ANTHONY/JAMEY F  
 Michael A. Sims  
 4541 Caddo Ln  
 Fayetteville, AR 72704-9357411  
 b: 479-427-0209  
 m: 479-427-0209  
 b: 479-549-2786

Balances as of: 03/03/2026 04:58:25 PM **Account Balances**

Description	
Account: 503WN460 - The Jamey Free Sims Trust	
Current Value	\$29,353.83
Previous Close Balance	\$29,394.41
Total Security Value	\$29,043.49
Available Balance for Withdrawal	\$310.34
Available Balance for Trading	\$310.34
Trade Date Balance	\$310.34
Settle Date Balance	\$310.34
Liquidation Value	\$29,394.41
Last Statement Value	\$29,458.83
Change Since Last Statement	(\$105.00)
Change Since Last Statement %	-0.36%
Prior Year End Value	\$28,769.65
Change Year to Date	\$584.18
Change YTD %	2.03%

<sup>1</sup>Missing Cost Basis is not included in total cost calculations e - Periodic Exchange Plan exists for this holding o - Open Order exists p - Periodic Investment Plan exists for this holding  
 s - Systematic Withdrawal Plan exists for this holding \* - Multiple investment plans exist for this holding N - Pricing is not available for this security † - Current Value does not include Life Insurance Values

Pricing as of: Previous Close

**Account Holdings**

Account: 503WN460 - The Jamey Free Sims Trust											
Description	Symbol /CUSIP	Type / Loc	Quantity	Price	Daily Change \$	Current Value	Avg Cost Per Share	CB GL \$	CB GL %	Est. Ann Inc	% of Port
CASH	CASH					\$310.34				\$0.09	0.01%
AMERICAN FUNDS EUPAC FUND CL F2 N/L	AEPFX	1 / 86X	81.865L	\$63.850	\$0.00	\$5,227.08	\$54.740	\$745.79	16.64%	\$158.98	0.23%
EATON VANCE ATLANTA CAPITAL SMID CAP FUND CL I N/L	EISMX	1 / 86X	72.905L	\$38.140	\$0.00	\$2,780.60	\$34.577	\$259.79	10.31%	\$1.64	0.12%
MFS RESEARCH FUND CL I N/L	MRFIX	1 / 86X	120.366L	\$58.900	\$0.00	\$7,089.56	\$52.308	\$793.43	12.60%	\$57.00	0.31%
VANGUARD 500 INDEX FUND ADMIRAL SHARES N/L	VFIAX	1 / 86X	17.427L	\$636.390	\$0.00	\$11,090.37	\$382.488	\$4,424.76	66.38%	\$123.10	0.49%
WASATCH SMALL CAP VALUE FUND INSTL CL N/L	WICVX	1 / 86X	289.937L	\$9.990	\$0.00	\$2,896.47	\$8.888	\$319.43	12.40%	\$2.89	0.13%
<b>Total:</b>			<b>6</b>		<b>\$0.00</b>	<b>\$29,394.42</b>		<b>\$6,543.20</b>	<b>26.72%</b>	<b>\$343.70</b>	<b>100.00%</b>

<sup>1</sup> Missing Cost Basis is not included in total cost calculations e - Periodic Exchange Plan exists for this holding o - Open Order exists p - Periodic Investment Plan exists for this holding s - Systematic Withdrawal Plan exists for this holding \* - Multiple investment plans exist for this holding N - Pricing is not available for this security † - Current Value does not include Life Insurance Values

# RAYMOND JAMES

SIMS, MICHAEL ANTHONY/JAMEY F  
Michael A. Sims  
4541 Caddo Ln  
Fayetteville, AR 72704-9357411  
b: 479-427-0209  
m: 479-427-0209  
b: 479-549-2786

## Disclaimers

Quote data provided by ICE Data Services, Inc. (<https://www.theice.com/solutions/data>), a subsidiary of Intercontinental Exchange, Inc. Quotes delayed at least 15 minutes unless otherwise indicated. Interactive Data Corporation and Raymond James shall not be liable for any errors or delays in content.

Market valuations are based on information we believe to be accurate, but accuracy cannot be guaranteed.

The Fair Market Value for qualified accounts holding annuities excludes the required minimum distribution basis value.

This report is not a replacement for the official customer account statements from Raymond James or other custodians. Investors are reminded to compare the findings in this report to their official customer account statements. In the event of a discrepancy, you should rely upon the custodian's valuation and notify your financial advisor of any discrepancy. This data is furnished to you as a courtesy and for informational purposes only. This report includes assets that the firm does not hold on your behalf and which are not included on the firm's books and records. Although this data is derived from information which we believe to be accurate (including, in some cases, information provided to us by you) we cannot guarantee its accuracy. This information is not intended for and should not be used for any official tax, lending, legal, or other non-financial planning purposes and should not be relied upon by third parties.

The source data included may be provided by a third party entity. Please contact your advisor for more information about the third party entity including any contact information. Raymond James may rely on mathematical formulas, computer programs, and pricing information from third party suppliers to provide this data. Periodic software enhancements have occasionally caused possible inconsistencies with some performance calculations. In the case of any inconsistency, notify your financial representative. If any of the source data was provided by you, then Raymond James is relying upon the values provided by you and has not otherwise verified those values.

Whether FDIC insurance, SIPC coverage, or any other form of insurance or protection, may apply to an asset is dependent upon many factors, including the nature of the asset and the nature of the custodian of the asset. This report does not provide any information nor make any representation regarding any insurance or protection that may be applicable to any asset addressed in this report.

Performance calculations generally reflect the deduction of brokerage fees and charges; however, investment advisory fees (if applicable) may or may not have been deducted in performance calculations. If investment advisory fees were not deducted from the performance calculations, then the performance will be higher than it would be if those fees were deducted. Investment Advisory fees on any Raymond James account are described in agreements and disclosures with Raymond James, but we may not know of investment advisory fees charged by another entity. Consult with your financial representative for the effect that an investment advisory fee, compounded over a period of years, will have on the total value of your portfolio.

Performance calculations can be shown as both dollar-weighted or time-weighted depending on the intention of the report. Regardless of calculation method, performance numbers do not indicate or infer future investment performance. Performance data quoted represents past performance and does not guarantee future results. Values in this report cannot be relied upon for tax basis information for tax purposes.

The returns of various indexes may be provided as benchmarks for comparison purposes. Consult your financial representative for specific details regarding the benchmark used as a comparison in the report. One cannot invest directly in an index.

## Balances

Funds shown in Trade Date Balance and Settle Date Balance are not necessarily the amount of cash available to spend or withdraw."

## Cost Basis

Raymond James will default to the first-in, first-out (FIFO) cost basis accounting method for trades and transfers unless a different method has been selected. Average cost is bifurcated and therefore you may see separate cost calculations for covered and uncovered shares. Lot level information for a position can be viewed by selecting the link in the Quantity field."

Effective January 1, 2011, Raymond James reports adjusted cost basis for tax lots of securities covered by the Emergency Economic Stabilization Act of 2008 to the IRS on Form 1099-B using the first-in, first-out (FIFO) cost basis accounting method unless otherwise directed by you and your financial advisor at the time of trade or transfer. These tax lots are indicated by a "c" on the affected tax lots in Tax Lot Details.

<sup>1</sup>Missing Cost Basis is not included in total cost calculations e - Periodic Exchange Plan exists for this holding o - Open Order exists p - Periodic Investment Plan exists for this holding s - Systematic Withdrawal Plan exists for this holding \* - Multiple investment plans exist for this holding N - Pricing is not available for this security † - Current Value does not include Life Insurance Values

# RAYMOND JAMES®

SIMS, MICHAEL ANTHONY/JAMEY F  
Michael A. Sims  
4541 Caddo Ln  
Fayetteville, AR 72704-9357411  
b: 479-427-0209  
m: 479-427-0209  
b: 479-549-2786

For tax lots or securities that are not covered by the Emergency Economic Stabilization Act of 2008, cost basis information may not be available, may have been estimated by the client or the advisor, or may have been obtained from third-party sources and, in these instances, Raymond James cannot guarantee its accuracy.

Gain or loss will only be calculated for tax lots that have cost basis. Gain or loss information may or may not reflect adjusted cost for return of principal/capital or accretion/amortization. Tax lots where the cost basis is true zero, displayed as 0.00, are included in cost calculations. Missing basis is not included in cost calculations. Please contact your financial advisor to have missing cost basis information added to your account.

The cost basis, proceeds, or gain/loss information reported has been adjusted to account for a disallowed loss from a wash sale. These adjustments are indicated by a "w" on the affected tax lots. A wash sale occurs when a security is sold for a loss and is re-purchased either 30 days before or after the sell.

Cost basis information for uncovered securities or tax lots will not be reported to the IRS; it is displayed for your information only and should not be relied upon for tax reporting purposes. Past performance is not a guarantee of future results. Market valuations may have been obtained from third-party sources and Raymond James cannot guarantee its accuracy or completeness.

Unrealized gains or losses for depreciated gift are indicated by a "d". Both Total Cost and Gift FMV exist, as the actual gain/loss cannot be determined until the position is sold.

Current market value was used to estimate the cost basis and gain/loss until the position has been sold. Once sold, the true cost and gain/loss will be established.

Adjustments made to cost basis throughout the year may cause the information displayed to differ from what is reported on the client statement and the 1099-B which is provided to the IRS at the end of the year.

Gain/Loss calculations are typically not time weighted and simply indicate the dollar amount or percentage the asset has appreciated or depreciated since purchase date. Reports displaying "Cost or Gain/Loss" information should not be relied upon for tax reporting purposes and are not intended as a substitute for tax advice from your personal tax advisor.

## Products

Research Ratings are opinions based on established criteria and methodologies that are continuously evaluated and updated. Ratings are subject to change. Ratings are not facts, and therefore cannot be described as being "accurate" or "inaccurate". Users should refer to the definition of each individual rating for guidance on the dimensions of risk covered by such rating.<sup>1</sup>

For Alternative Investments, investments comprising the Alternative Investments portion of your asset allocation and the total value reported are based on information from the funds, may not be currently priced, are for informational purposes only and may not be realized if you seek to liquidate your investment. Please review the additional disclosure included in the Alternative Investments section of the statement for additional information.

## Estimated Annual Income/Yield

The Estimated Annual Income (EAI) and Estimated Income Yield (EIY) provided on this report are an estimate of the income a security will distribute during the year. These figures should not be confused with actual cash flows, investment yields or investment returns. Actual income or yield may be lower or higher than the estimated amounts. A number of factors may influence the actual income or yield that is received. The amount or frequency of an issuer's dividend may fluctuate or cease, which may cause the income and or yield of the security to fluctuate. EIY reflects only the income generated by an investment. It does not reflect changes in its price, which may fluctuate.<sup>2</sup>

EAI and EIY for certain types of securities could include a return of principal or capital gains which could overstate the EAI and EIY. Information used to calculate Estimated Annual Income and or Estimated Income Yield may be obtained from third party sources and Raymond James cannot guarantee the accuracy of such information. Estimated Annual Income and or Estimated Income Yield amounts should not be used as a financial planning tool.

Estimated Annual Income is an estimate only based on year-to-date information. This schedule is not intended for tax, lending, legal or other non-financial planning purposes and should not be relied upon by third parties.

<sup>1</sup> Missing Cost Basis is not included in total cost calculations e - Periodic Exchange Plan exists for this holding o - Open Order exists p - Periodic Investment Plan exists for this holding s - Systematic Withdrawal Plan exists for this holding \* - Multiple investment plans exist for this holding N - Pricing is not available for this security T - Current Value does not include Life Insurance Values

